

ELECTRICAL WIRING DIAGRAM

TOYOTA : Hilux Sport Rider



(1KZ-TE)



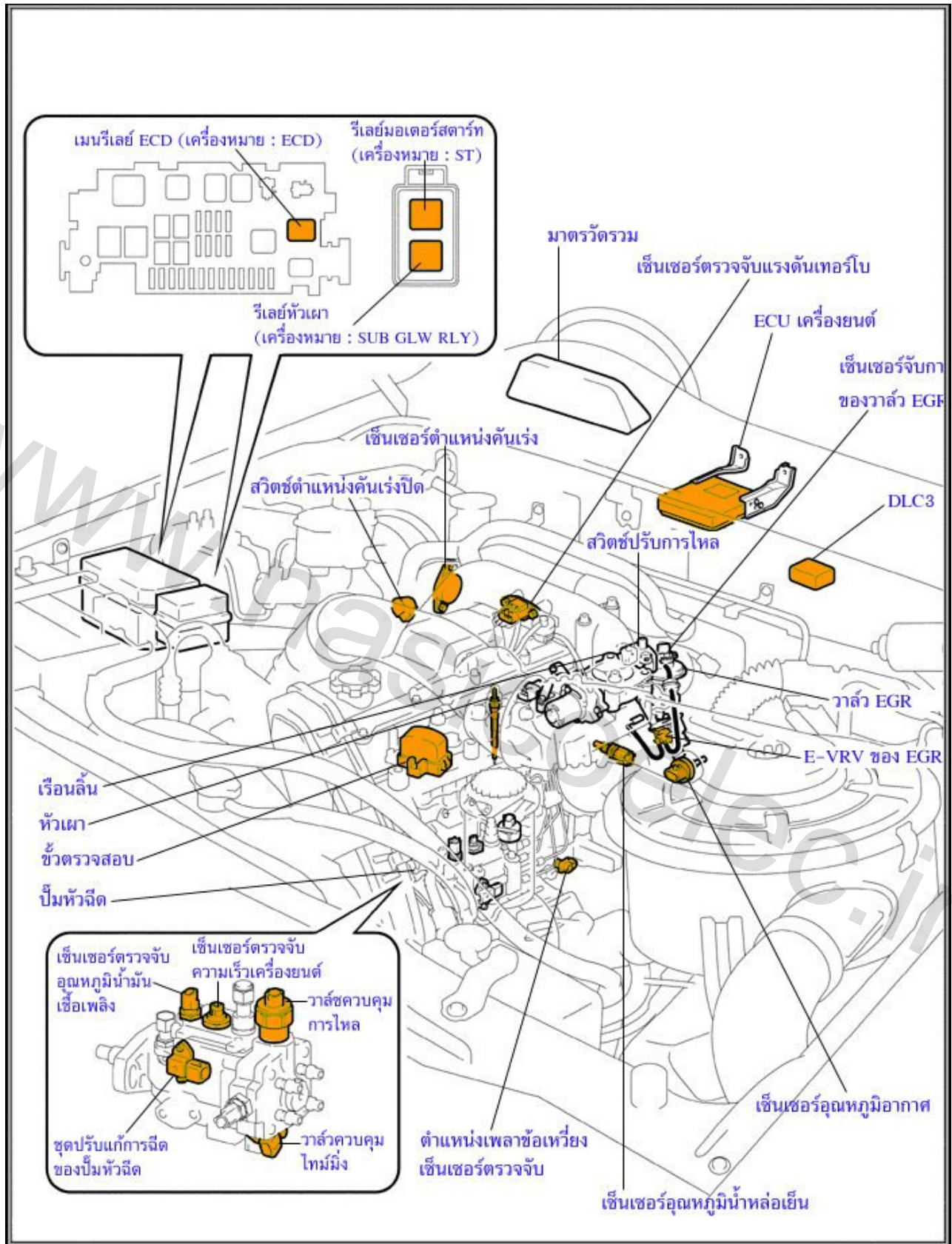
Model Code : Year 2001-2002

Service Manual : Electrical Wiring Diagram



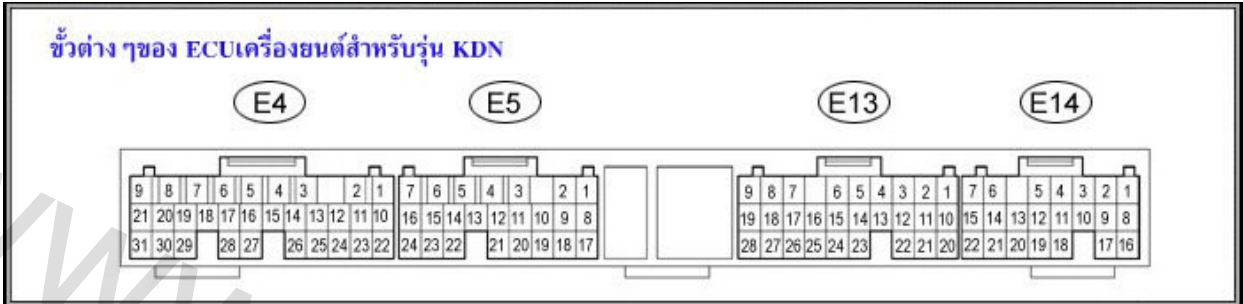
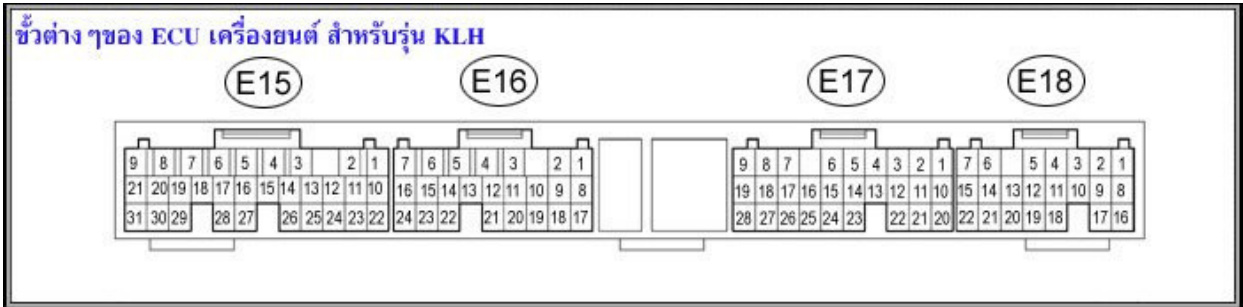
TOYOTA Hilux Tiger (1KZ-TE) 2001-2002

Electrical Wiring Diagram : TOYOTA Hilux Tiger (1KZ-TE)

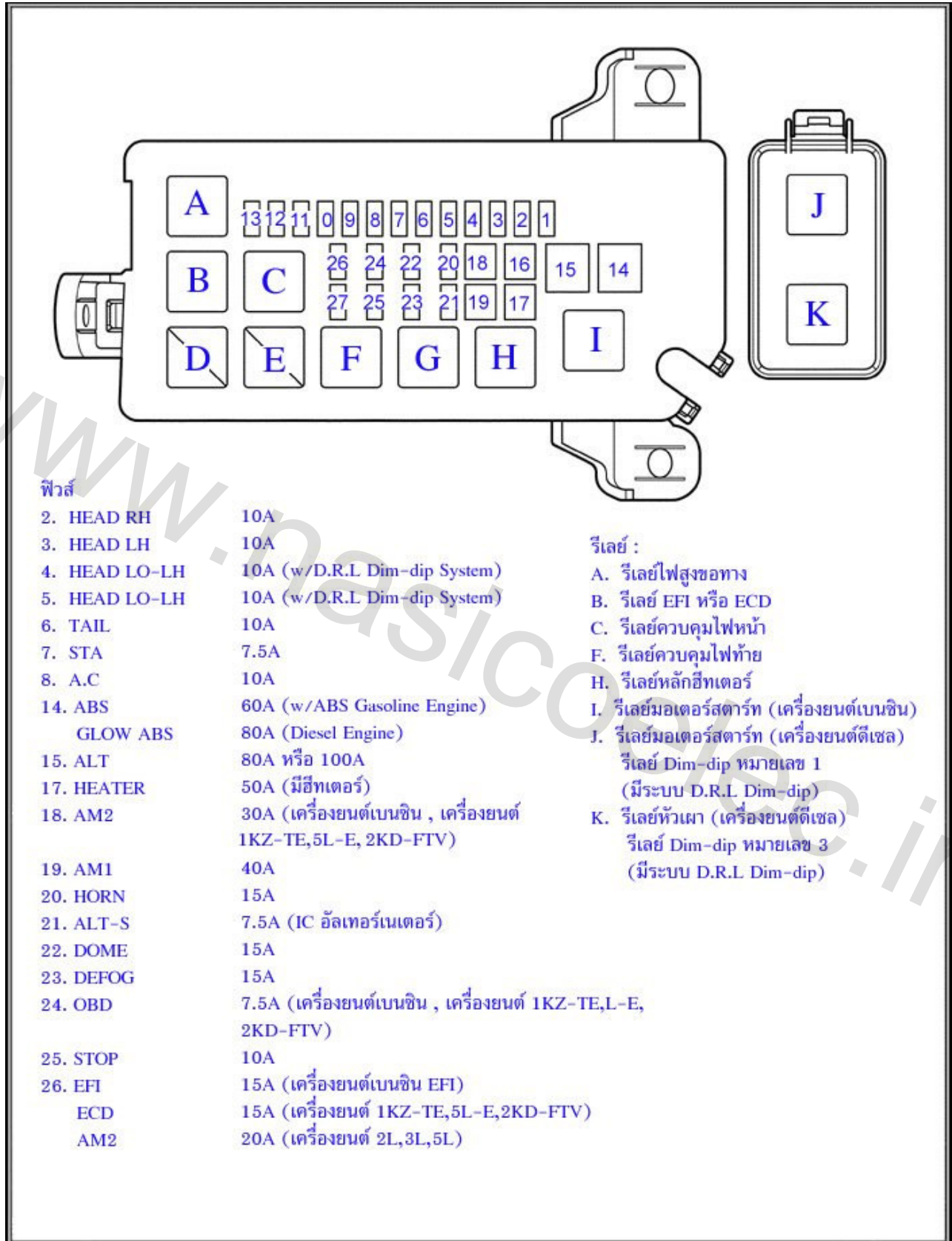


ECU

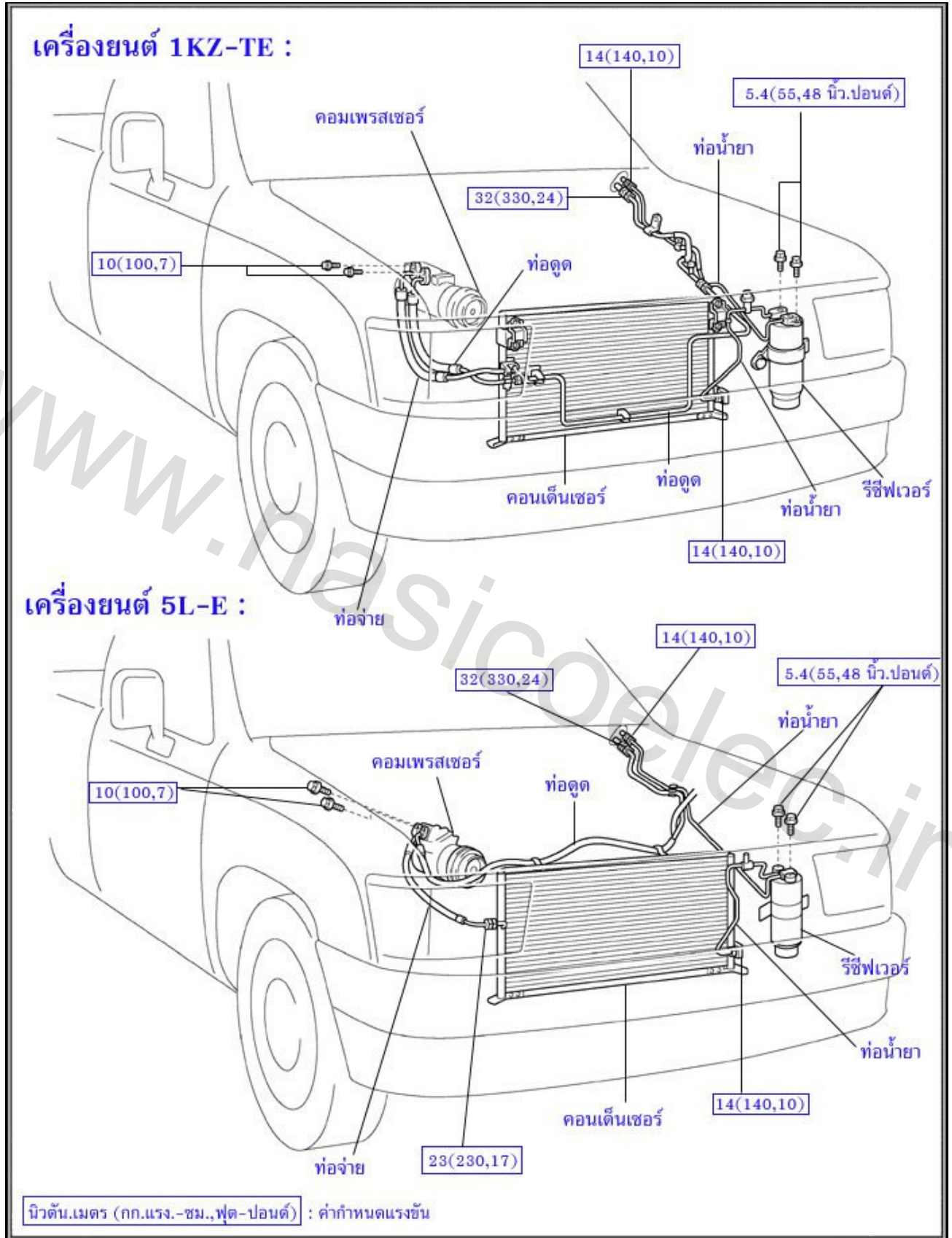
Electrical Wiring Diagram : TOYOTA Hilux Tiger (1KZ-TE)



Electrical Wiring Diagram : TOYOTA Hilux Tiger (1KZ-TE)

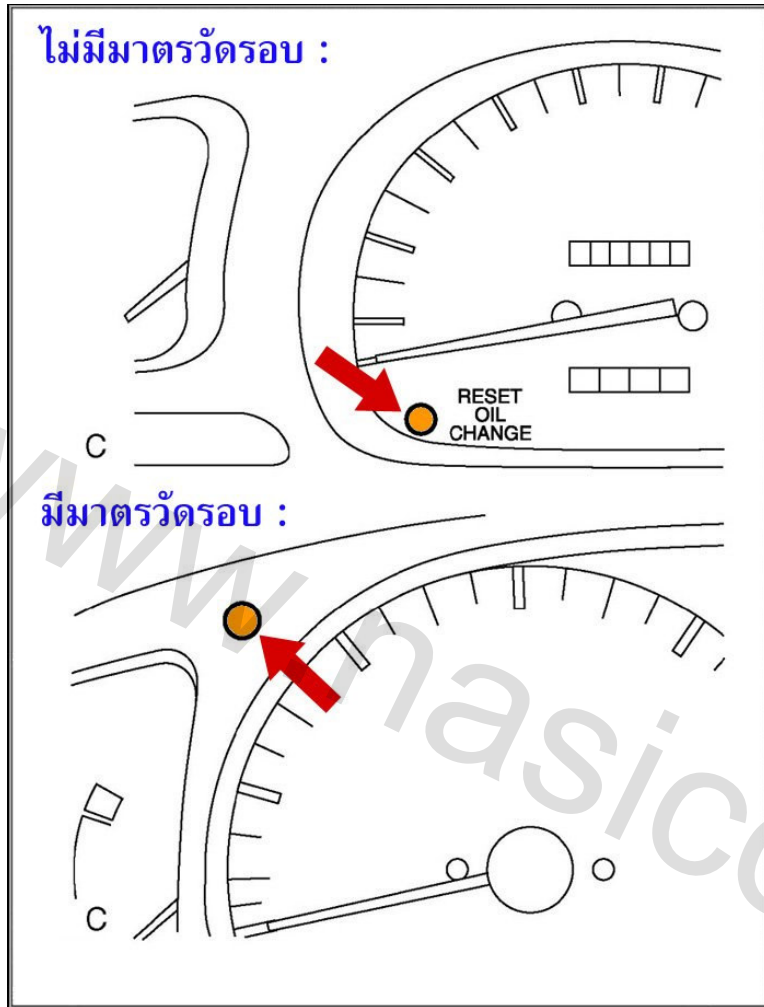


Electrical Wiring Diagram : TOYOTA Hilux Tiger (1KZ-TE)

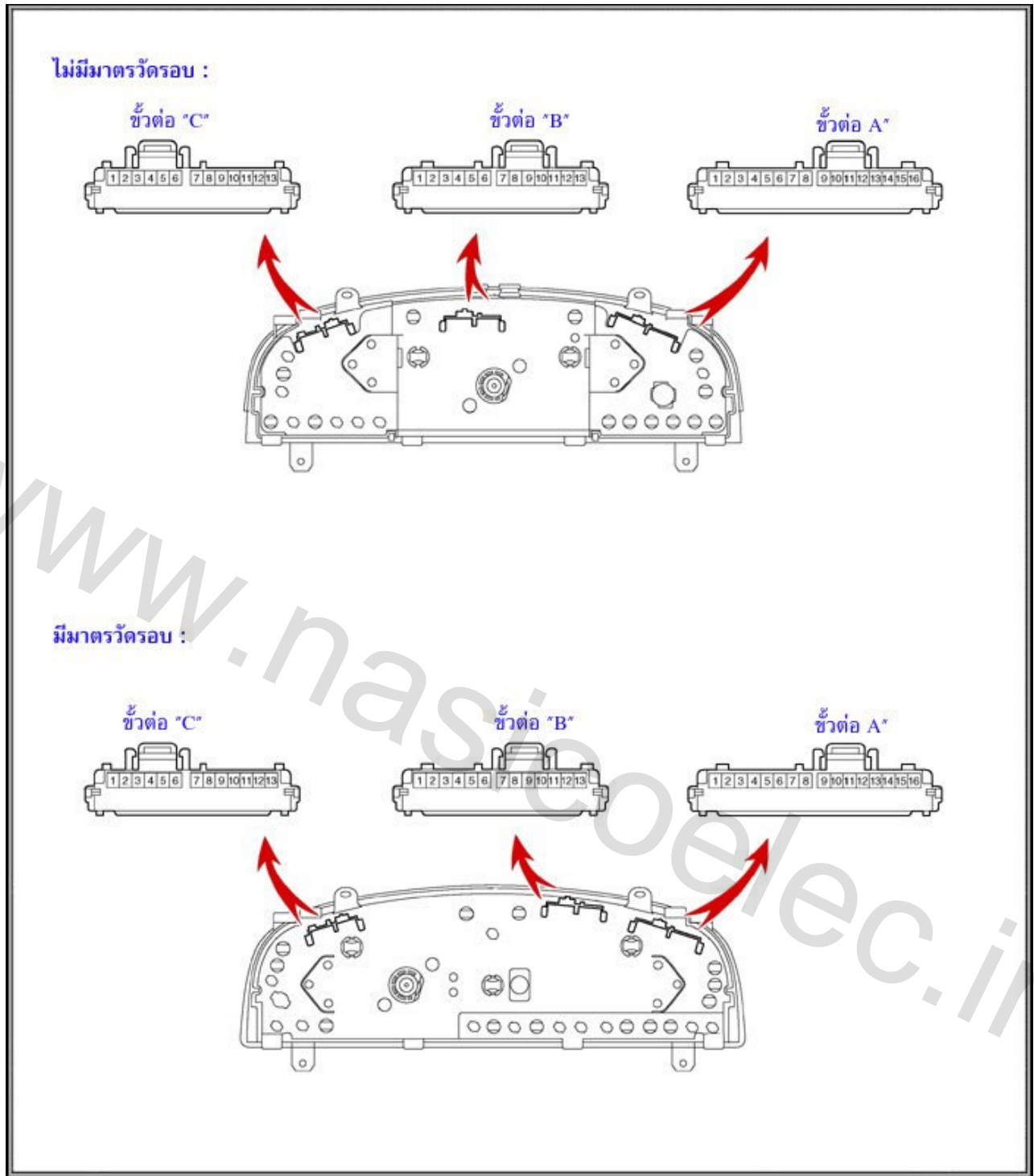


Electrical Wiring Diagram : TOYOTA Hilux Tiger (1KZ-TE)

ระบบไฟฟ้ามาตรวัด

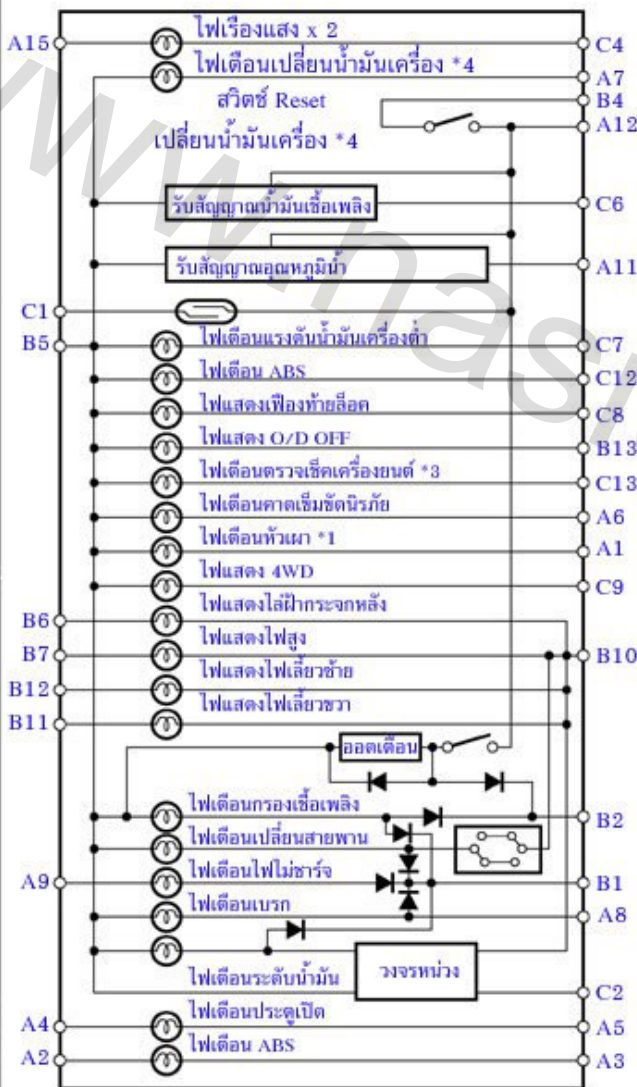
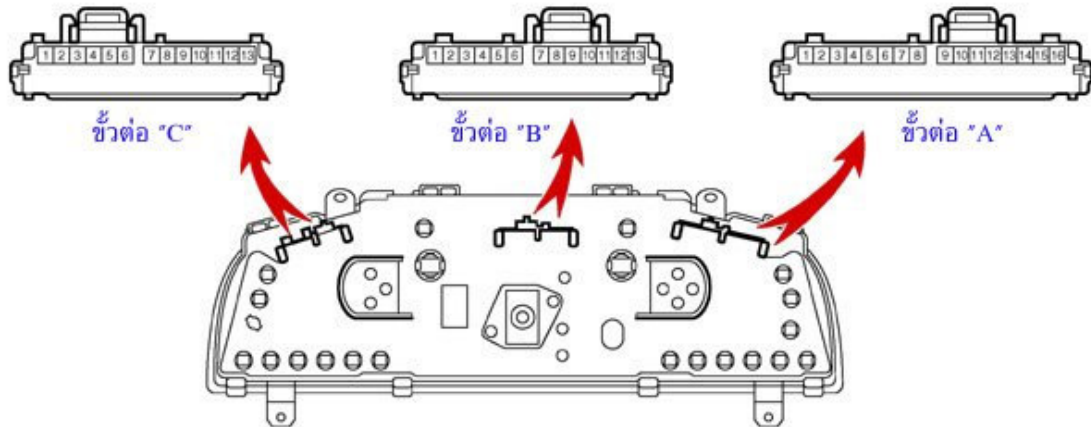


Electrical Wiring Diagram : TOYOTA Hilux Tiger (1KZ-TE)



Electrical Wiring Diagram : TOYOTA Hilux Tiger (1KZ-TE)

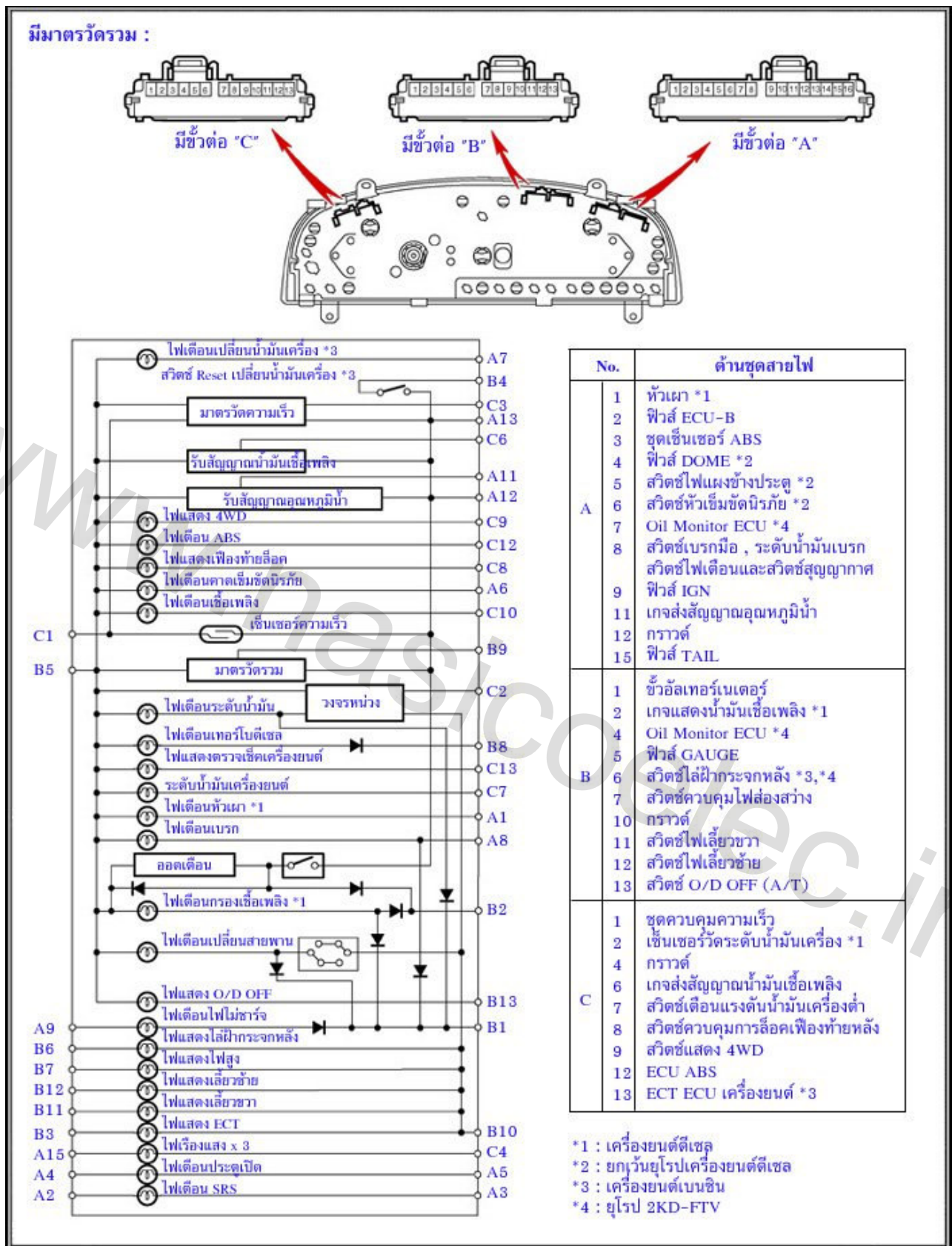
ไม่มีมาตราวัดรวม :



No.	ด้านชุดสายไฟ	
A	1 หัวเผา *1	
	2 ฟิวส์ ECU-B	
	3 ชุดเซ็นเซอร์ ABS	
	4 ฟิวส์ DOME *2	
	5 สวิตช์ไฟแผงข้างประตู *2	
	6 สวิตช์หัวเข็มขัดนิรภัย *2	
	7 Oil Monitor ECU *4	
	8 สวิตช์เบรกมือ , ระดับน้ำมันเบรก	
	9 สวิตช์ไฟเตือนและสวิตช์สัญญาณภาค	
	10 ฟิวส์ IGN	
	11 เกจส่งสัญญาณอุณหภูมิ	
	12 กราวด์	
	15 ฟิวส์ TAIL	
	B	1 ขั้วอัลเทอร์เนเตอร์
		2 เกจแสดงน้ำมันเชื้อเพลิง *1
4 Oil Monitor ECU *4		
5 ฟิวส์ GAUGE		
6 สวิตช์ไล่ฝ้ากระจกหลัง *3,*4		
7 สวิตช์ควบคุมไฟส่องสว่าง		
10 กราวด์		
11 สวิตช์ไฟเลี้ยวขวา		
12 สวิตช์ไฟเลี้ยวซ้าย		
13 สวิตช์ O/D OFF (A/T)		
C		1 ชุดควบคุมความเร็ว
		2 เซ็นเซอร์วัดระดับน้ำมันเครื่อง *1
		4 กราวด์
	6 เกจส่งสัญญาณน้ำมันเชื้อเพลิง	
	7 สวิตช์เตือนแรงดันน้ำมันเครื่องต่ำ	
	8 สวิตช์ควบคุมการล็อกเฟืองท้ายหลัง	
	9 สวิตช์แสดง 4WD	
	12 ECU ABS	
	13 ECT ECU เครื่องยนต์ *3	

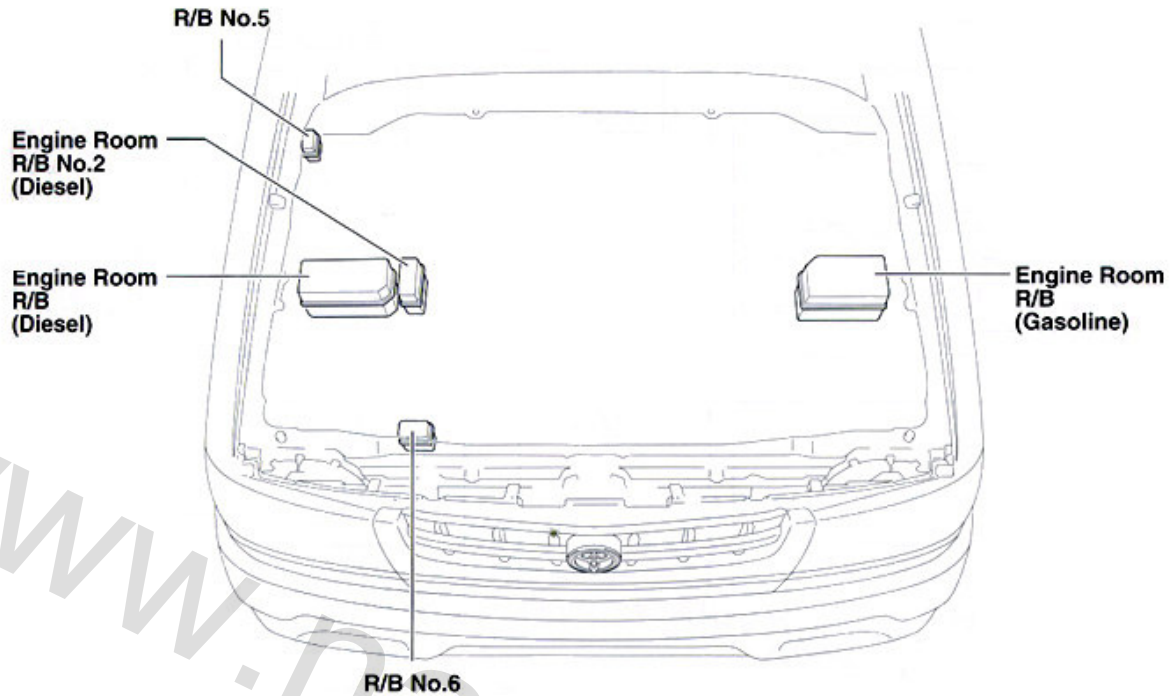
- *1 : เครื่องยนต์ดีเซล
- *2 : ยกเว้นยุโรปเครื่องยนต์ดีเซล
- *3 : เครื่องยนต์เบนซิน
- *4 : ยุโรป 2KD-FTV

Electrical Wiring Diagram : TOYOTA Hilux Tiger (1KZ-TE)



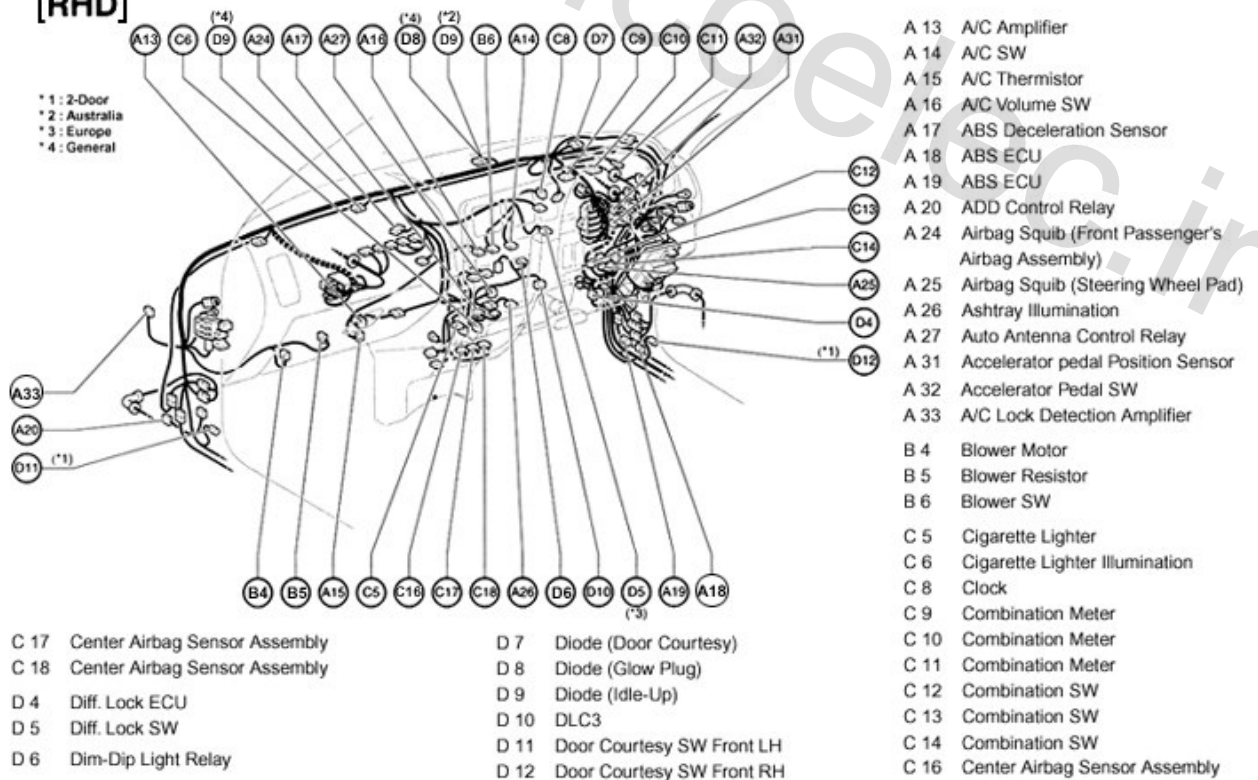
Electrical Wiring Diagram : TOYOTA Hilux Tiger (1KZ-TE)

[Engine Compartment]
(RHD)



Position of Parts in Instrument Panel

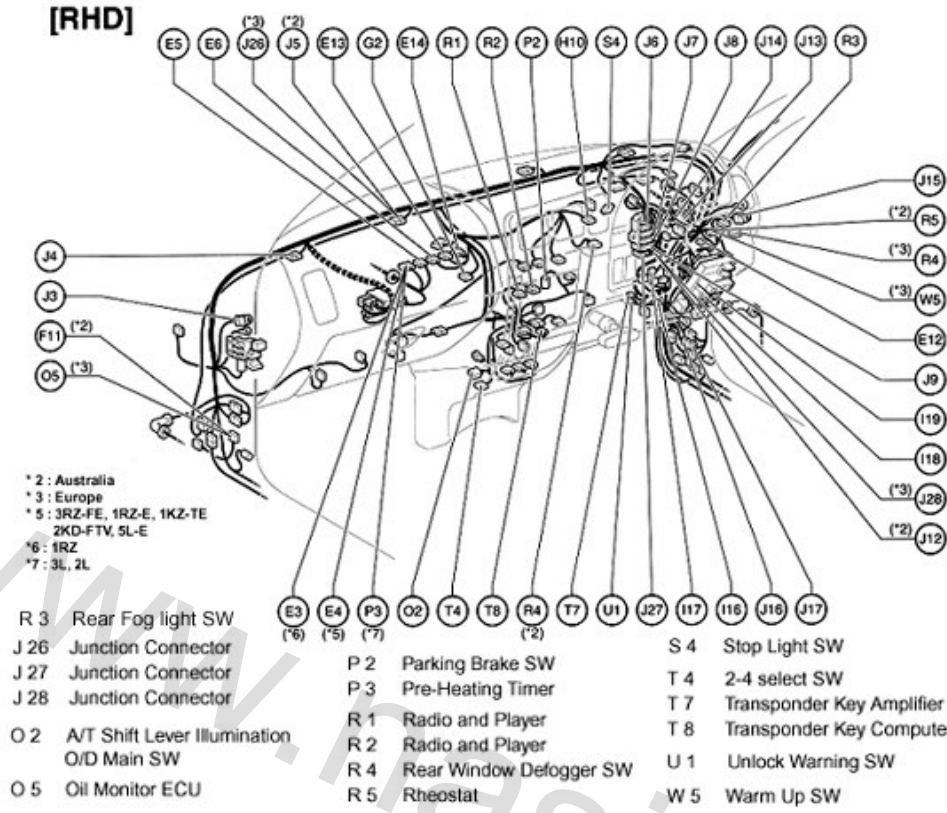
[RHD]



Electrical Wiring Diagram : TOYOTA Hilux Tiger (1KZ-TE)

Position of Parts in Instrument Panel

[RHD]



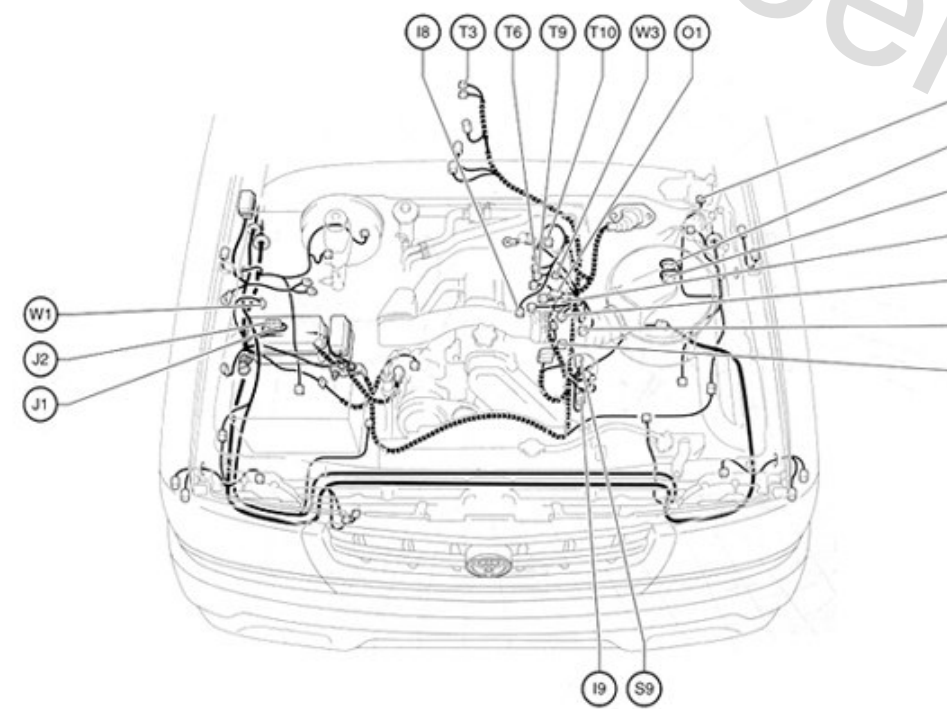
- E 3 Emission Control ECU
- E 4 Engine and ECT ECU (A/T)
Engine ECU (M/T)
- E 5 Engine and ECT ECU (A/T)
Engine ECU (M/T)
- E 6 Engine and ECT ECU (A/T)
Engine ECU (M/T)
- E 12 EDU Relay
- E 13 Engine and ECT ECU (A/T)
Engine ECU (M/T)
- E 14 Engine and ECT ECU (A/T)
Engine ECU (M/T)
- F 11 4WD Control ECU
- G 2 Glove Box Light
- H 10 Hazard SW
- I 16 Ignition Key Cylinder Light
- I 17 Ignition SW
- I 18 Integration Relay
- I 19 Integration Relay
- J 3 Junction Connector
- J 4 Junction Connector
- J 5 Junction Connector
- J 6 Junction Connector
- J 7 Junction Connector
- J 8 Junction Connector
- J 9 Junction Connector
- J 12 Junction Connector
- J 13 Junction Connector
- J 14 Junction Connector
- J 15 Junction Connector
- J 16 Junction Connector
- J 17 Junction Connector
- P 2 Parking Brake SW
- P 3 Pre-Heating Timer
- R 1 Radio and Player
- R 2 Radio and Player
- R 4 Rear Window Defogger SW
- R 5 Rheostat
- S 4 Stop Light SW
- T 4 2-4 select SW
- T 7 Transponder Key Amplifier
- T 8 Transponder Key Computer
- U 1 Unlock Warning SW
- W 5 Warm Up SW

* 2 : Australia
 * 3 : Europe
 * 5 : 3RZ-FE, 1RZ-E, 1KZ-TE
 2KD-FTV, 5L-E
 * 6 : 1RZ
 * 7 : 3L, 2L

- R 3 Rear Fog light SW
- J 26 Junction Connector
- J 27 Junction Connector
- J 28 Junction Connector
- O 2 A/T Shift Lever Illumination
O/D Main SW
- O 5 Oil Monitor ECU

Position of Parts in Engine Compartment

[RHD : 1KZ-TE]

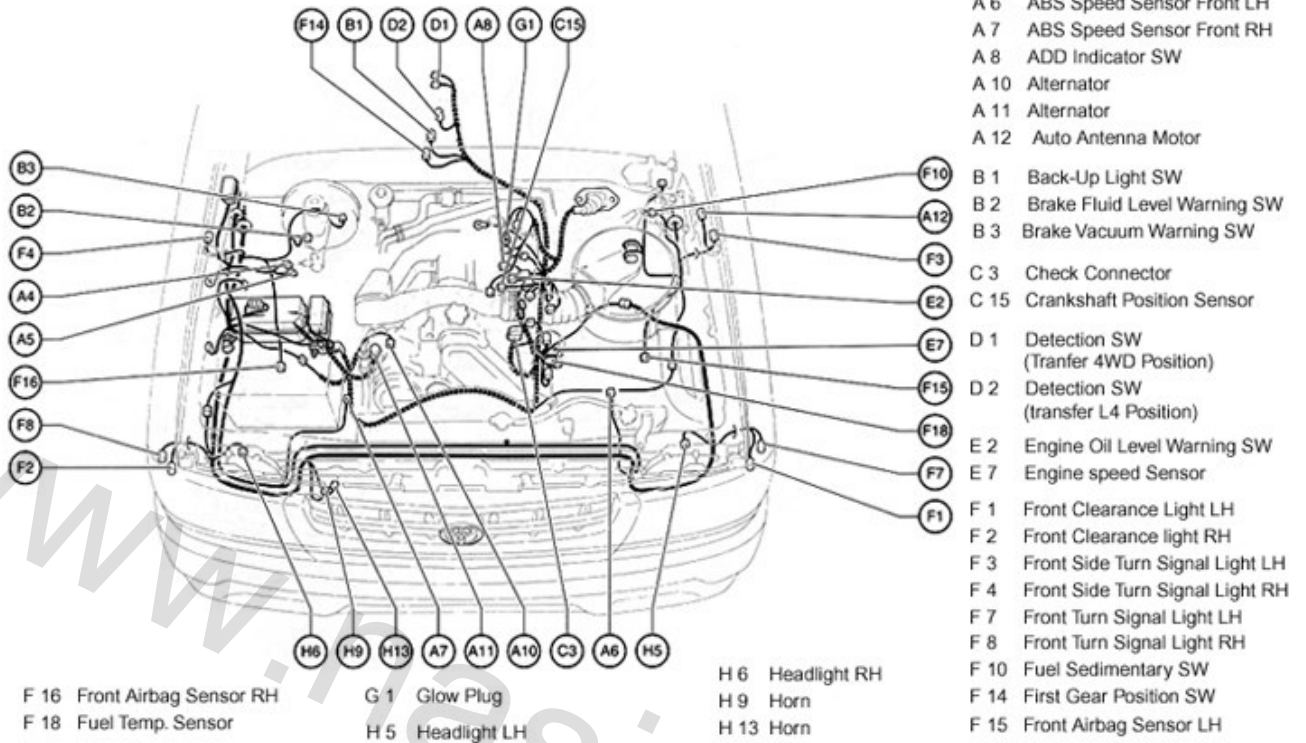


- I 8 Intake Air Temp. Sensor
- I 9 Injection Pump
- J 1 Junction Connector
- J 2 Junction Connector
- O 1 Oil Pressure SW
- S 2 Starter
- S 3 Starter
- S 9 Spill Control Valve
- T 3 2-4 Select Motor
- T 5 Timing Control Valve
- T 6 Turbo Pressure Sensor
- T 9 Throttle Open SW
- T 10 Throttle Control Motor
- V 4 VSV (2WD, ADD)
- V 5 VSV (4WD, ADD)
- W 1 Washer Motor
- W 2 Water Temp. Sensor
- W 3 Water Temp. Sensor
- W 4 Wiper Motor

Electrical Wiring Diagram : TOYOTA Hilux Tiger (1KZ-TE)

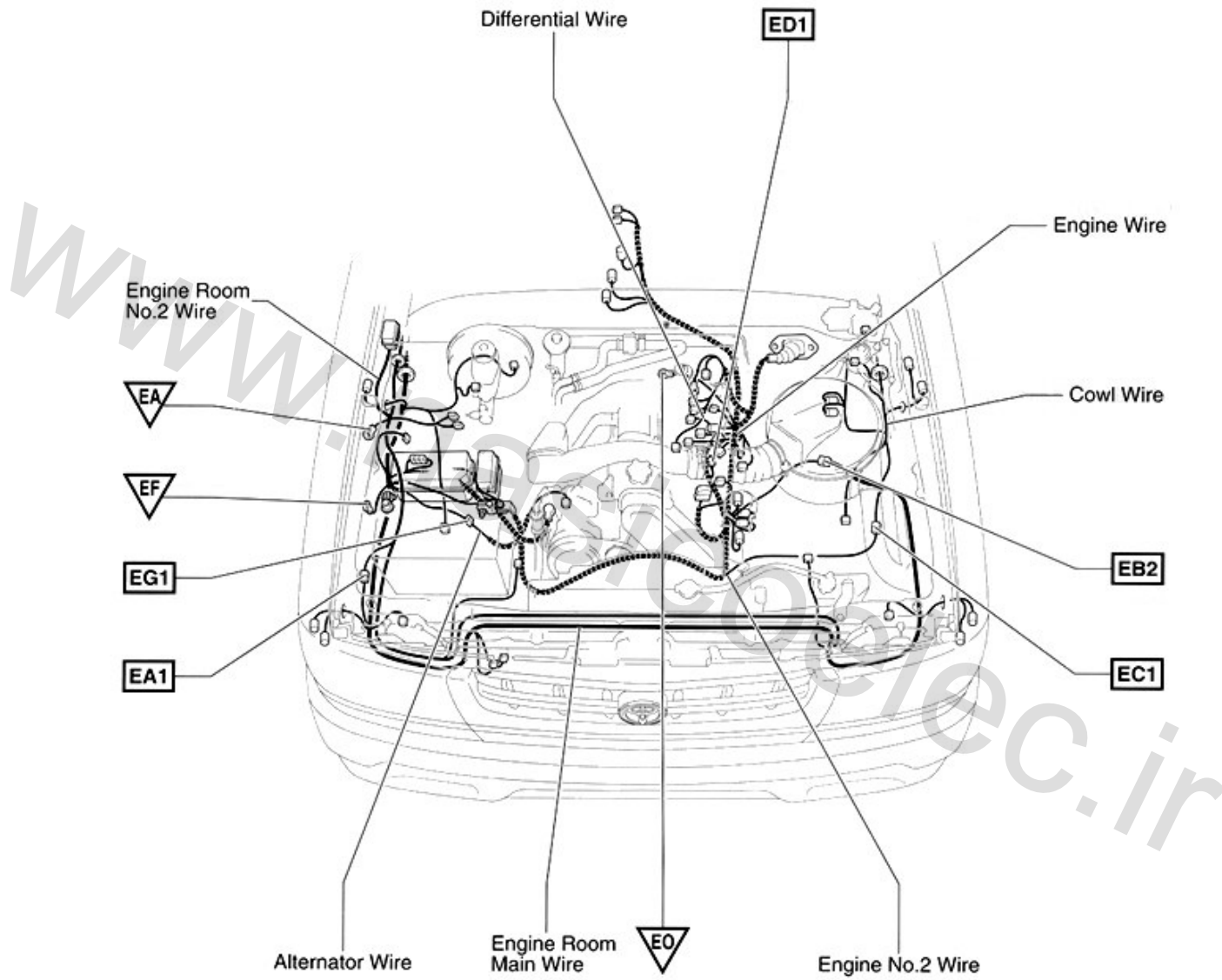
Position of Parts in Engine Compartment

[RHD : 1KZ-TE]

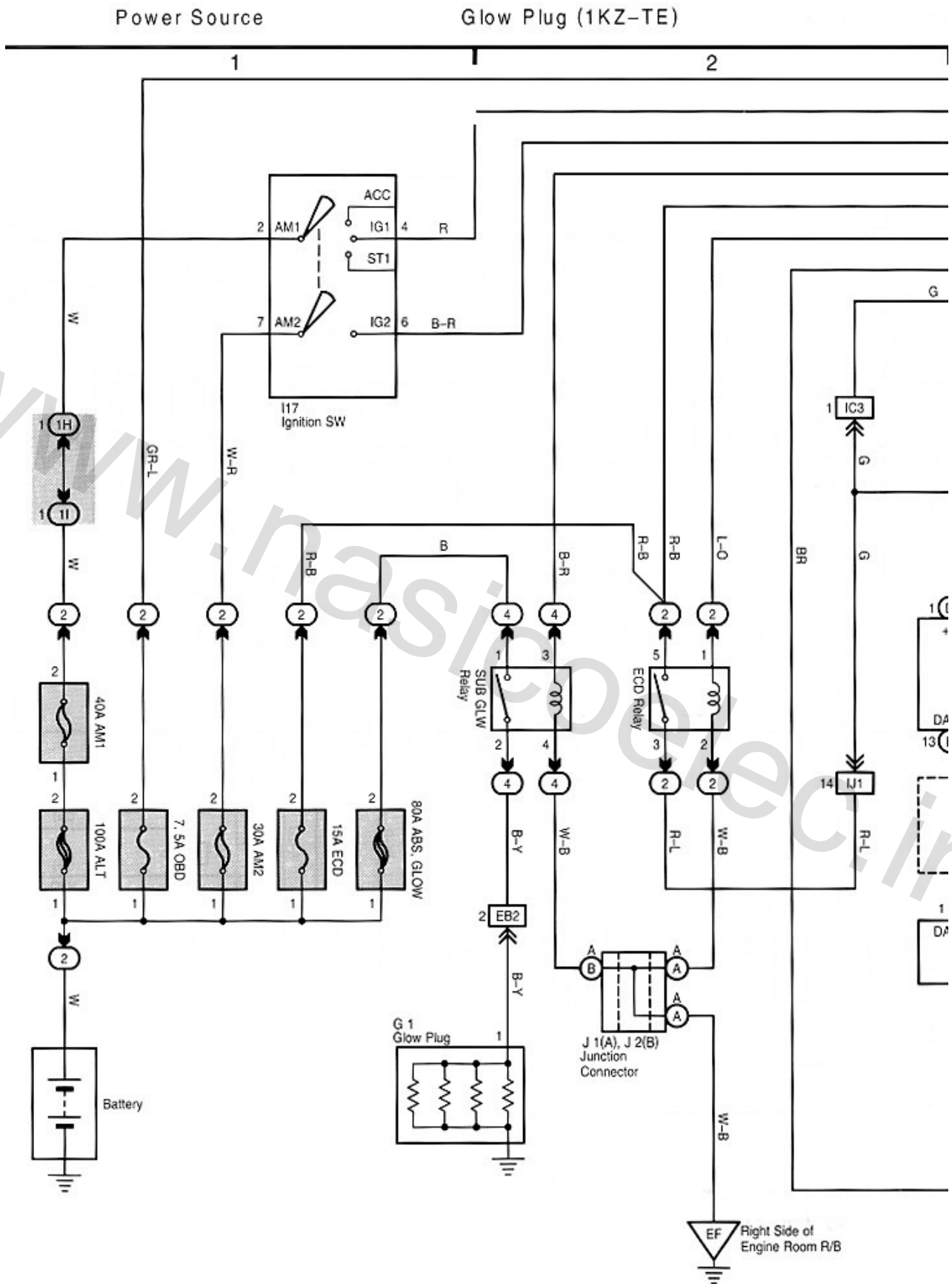


Electrical Wiring Diagram : TOYOTA Hilux Tiger (1KZ-TE)

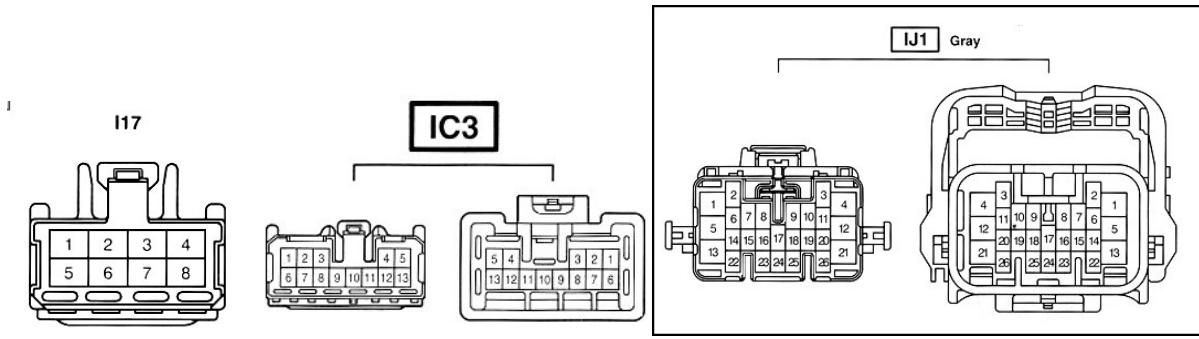
□ : Location of Connector Joining Wire Harness and Wire Harness
▽ : Location of Ground Points
[RHD : 1KZ-TE]



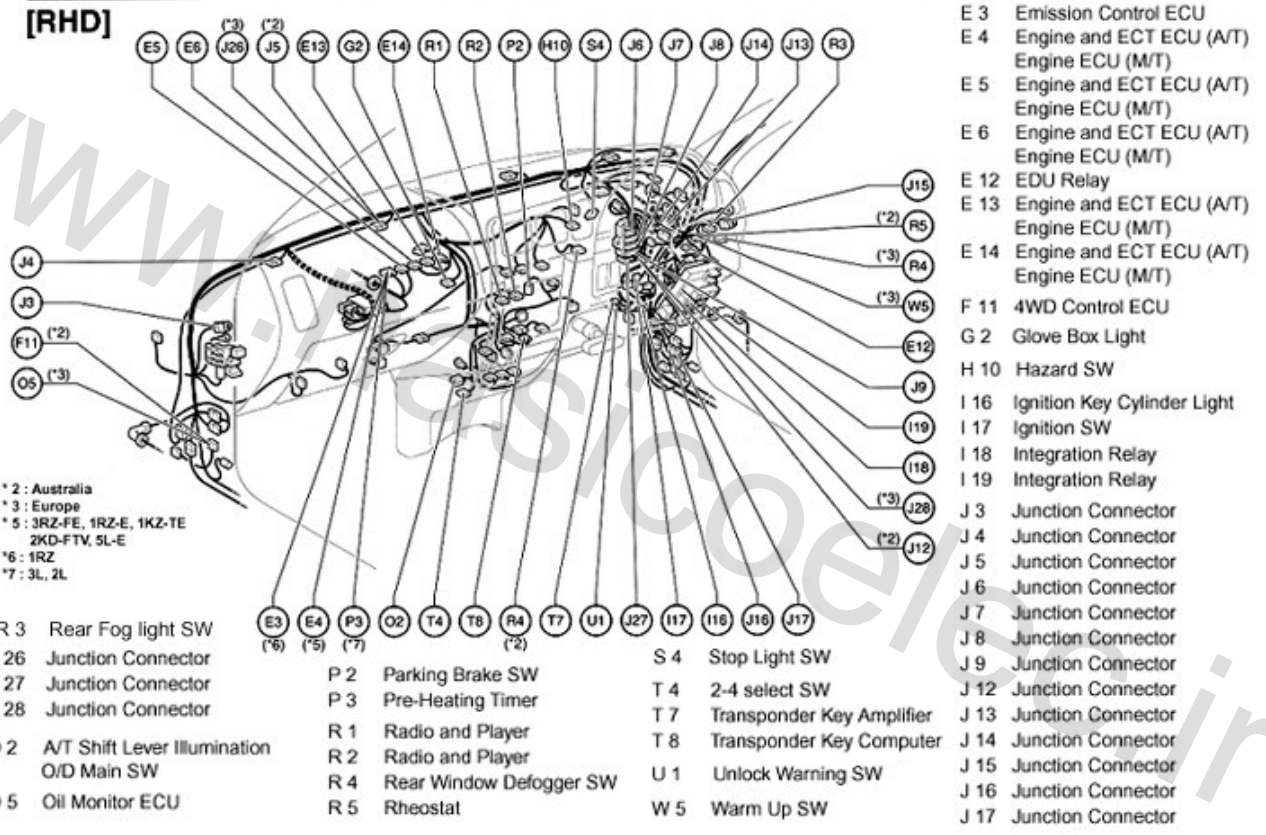
Electrical Wiring Diagram : TOYOTA Hilux Tiger (1KZ-TE)



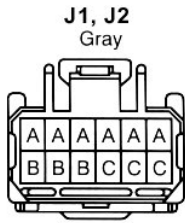
Electrical Wiring Diagram : TOYOTA Hilux Tiger (1KZ-TE)



Position of Parts in Instrument Panel

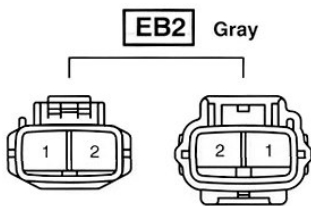
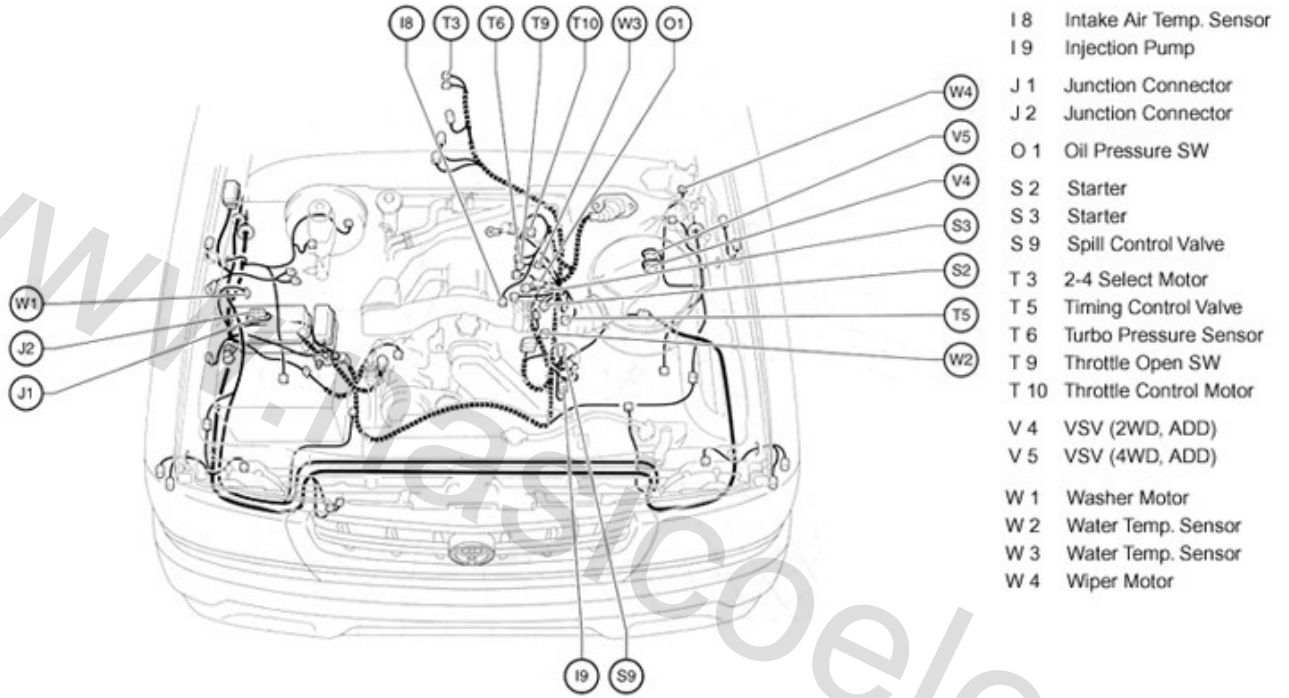


Electrical Wiring Diagram : TOYOTA Hilux Tiger (1KZ-TE)



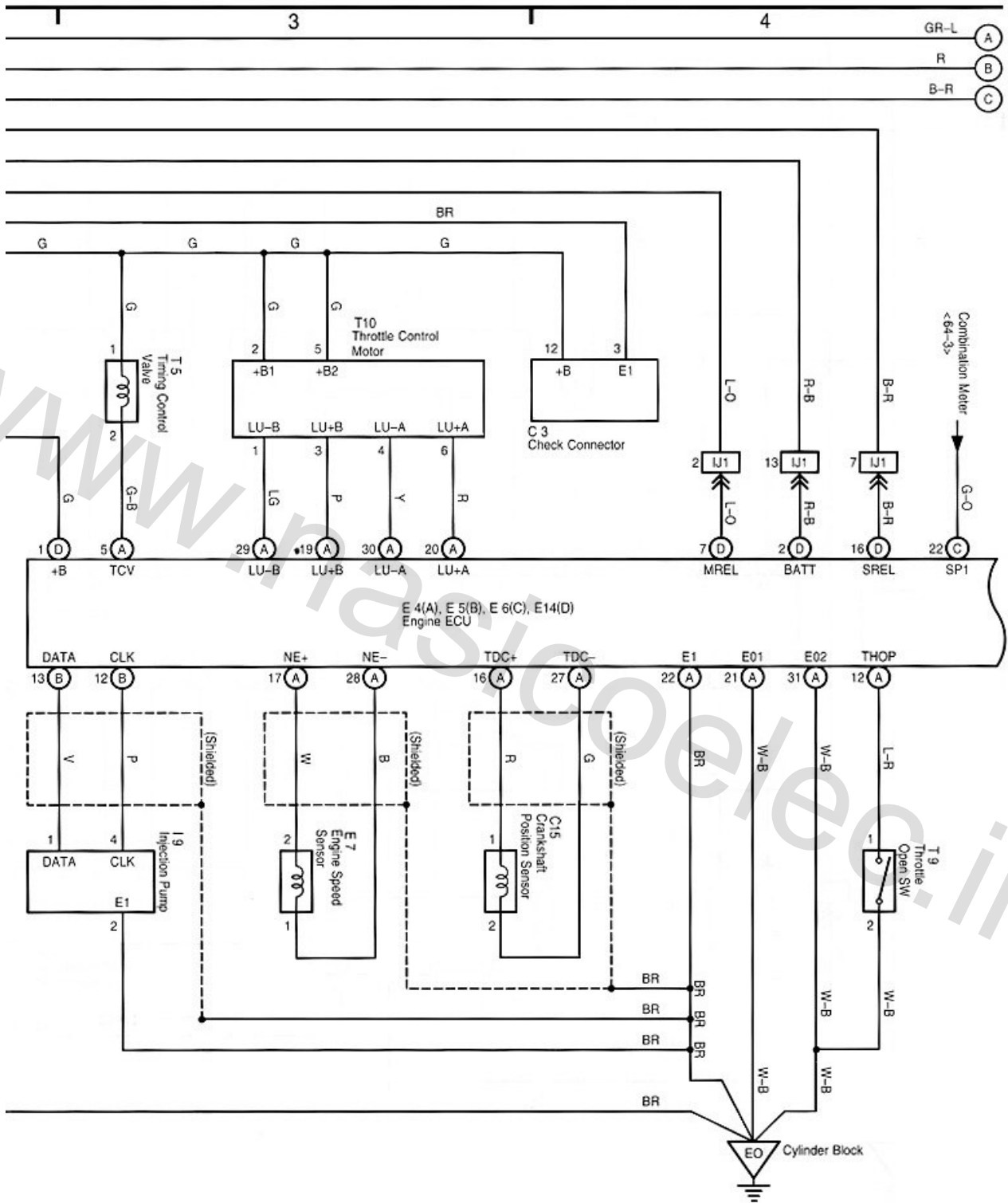
Position of Parts in Engine Compartment

[RHD : 1KZ-TE]

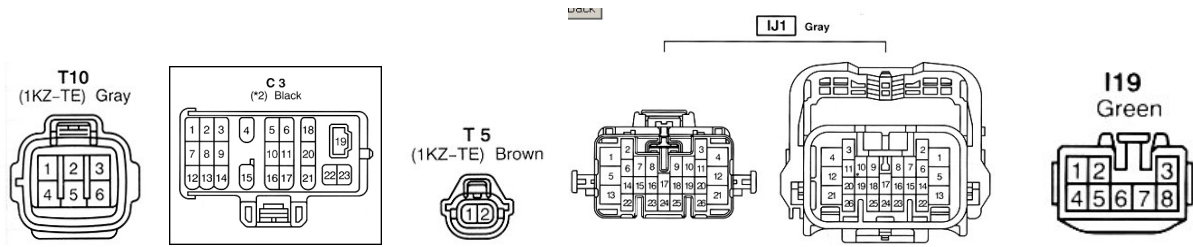


Electrical Wiring Diagram : TOYOTA Hilux Tiger (1KZ-TE)

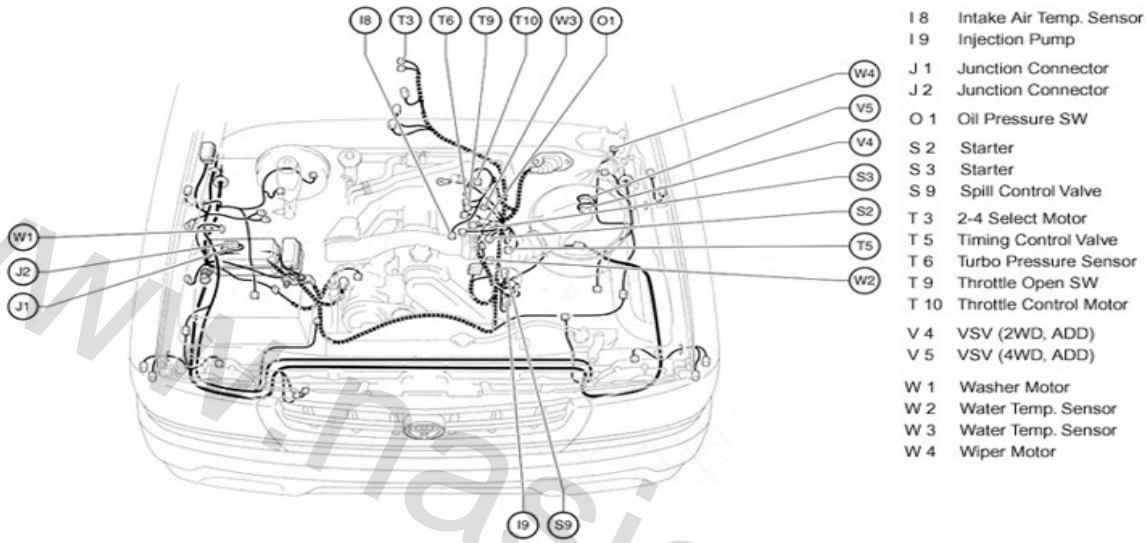
Engine Control (1KZ-TE)



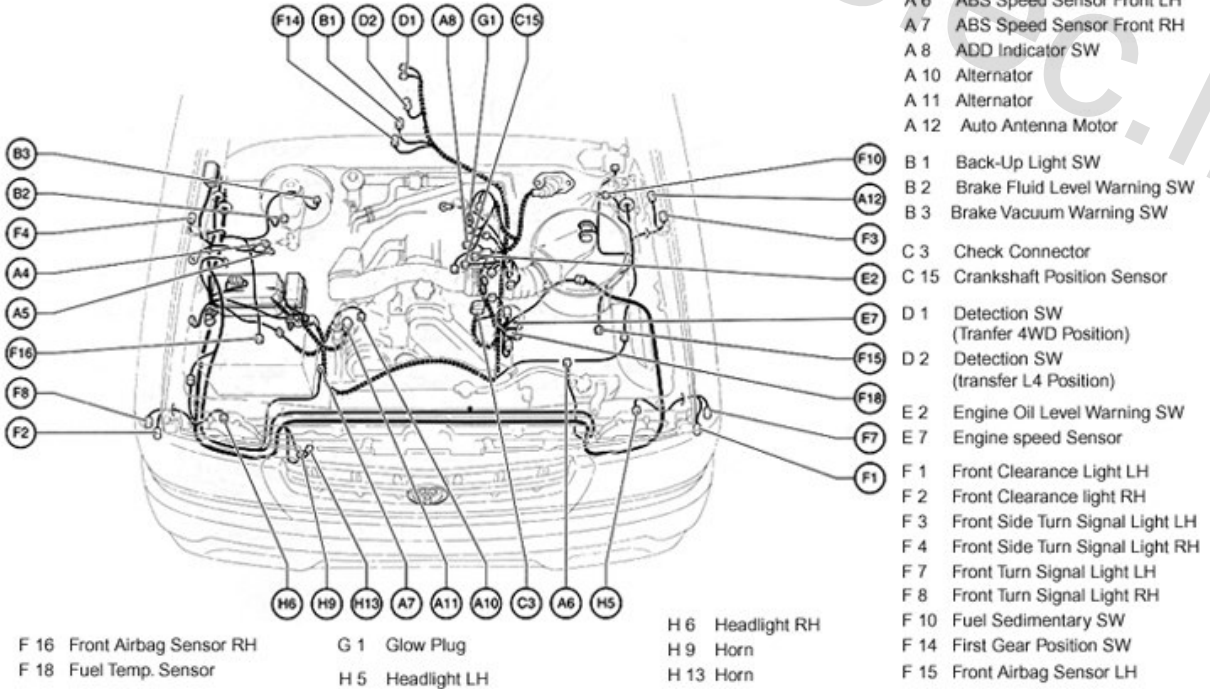
Electrical Wiring Diagram : TOYOTA Hilux Tiger (1KZ-TE)



Position of Parts in Engine Compartment [RHD : 1KZ-TE]

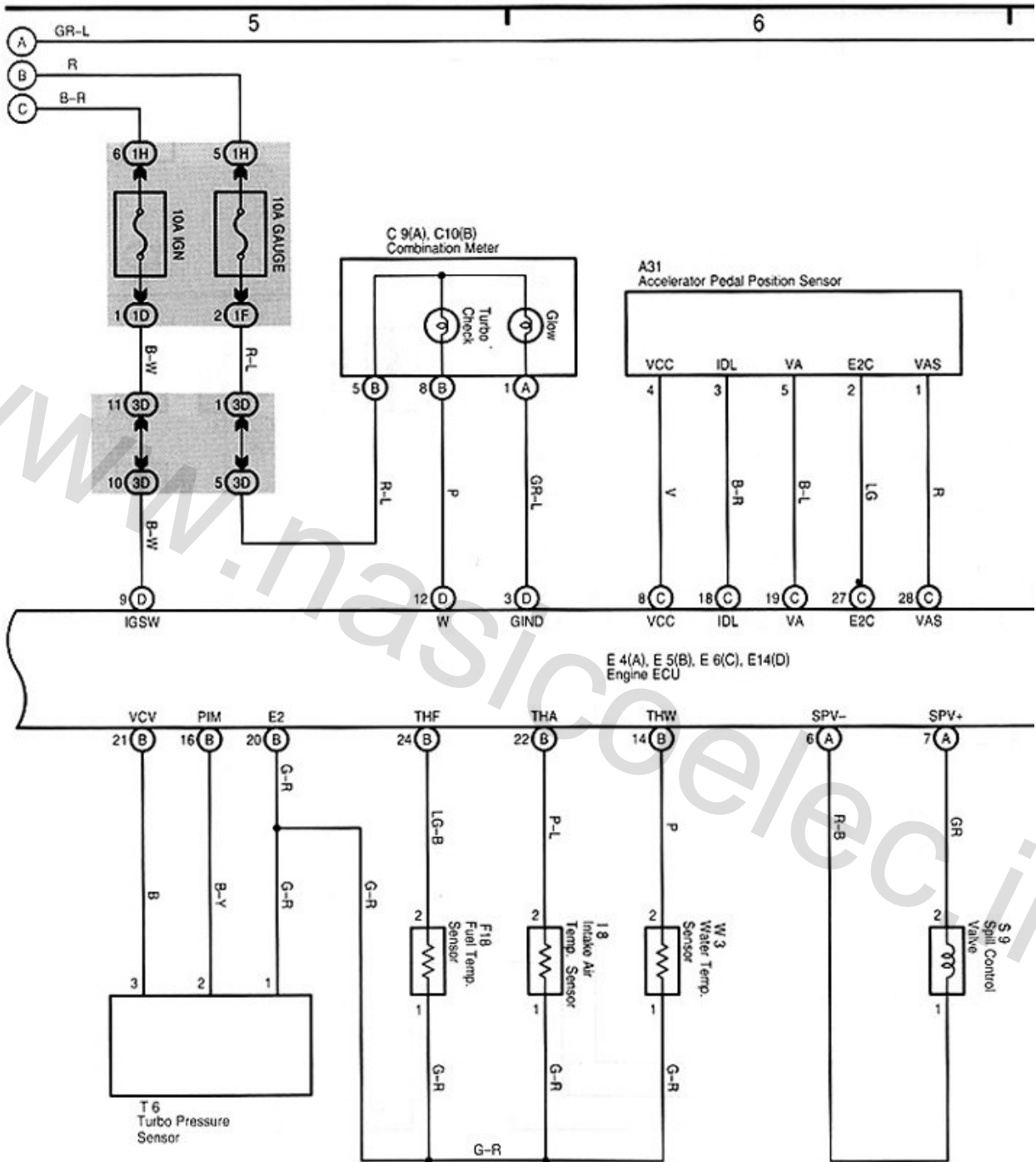


Position of Parts in Engine Compartment [RHD : 1KZ-TE]

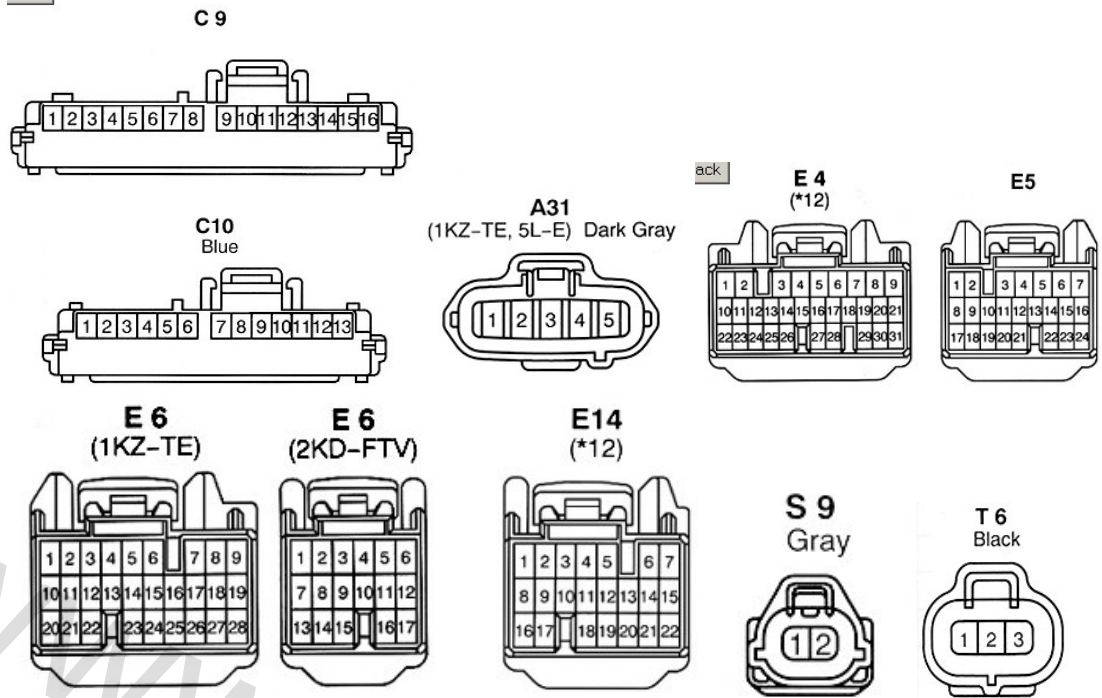


Electrical Wiring Diagram : TOYOTA Hilux Tiger (1KZ-TE)

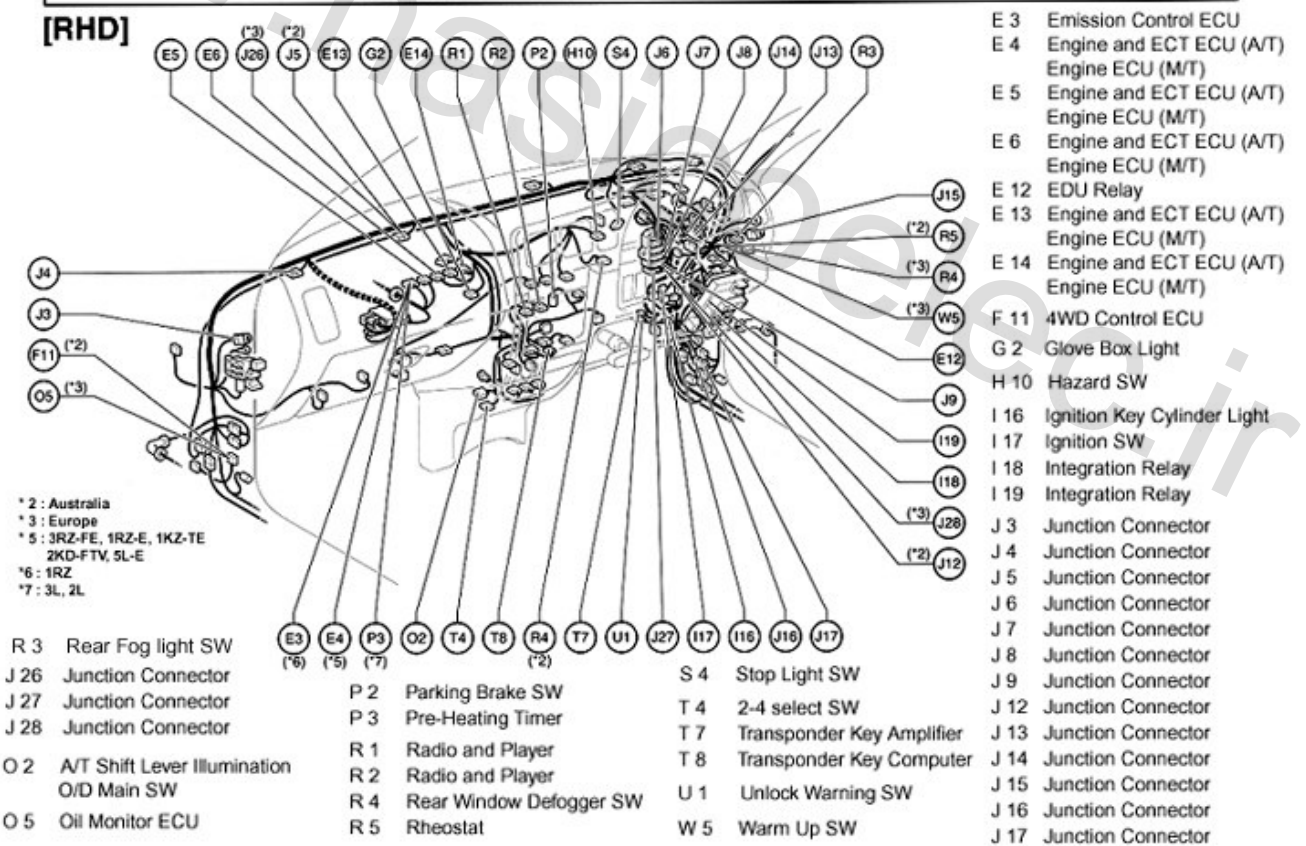
Engine Control (1KZ-TE) (cont'd)



Electrical Wiring Diagram : TOYOTA Hilux Tiger (1KZ-TE)



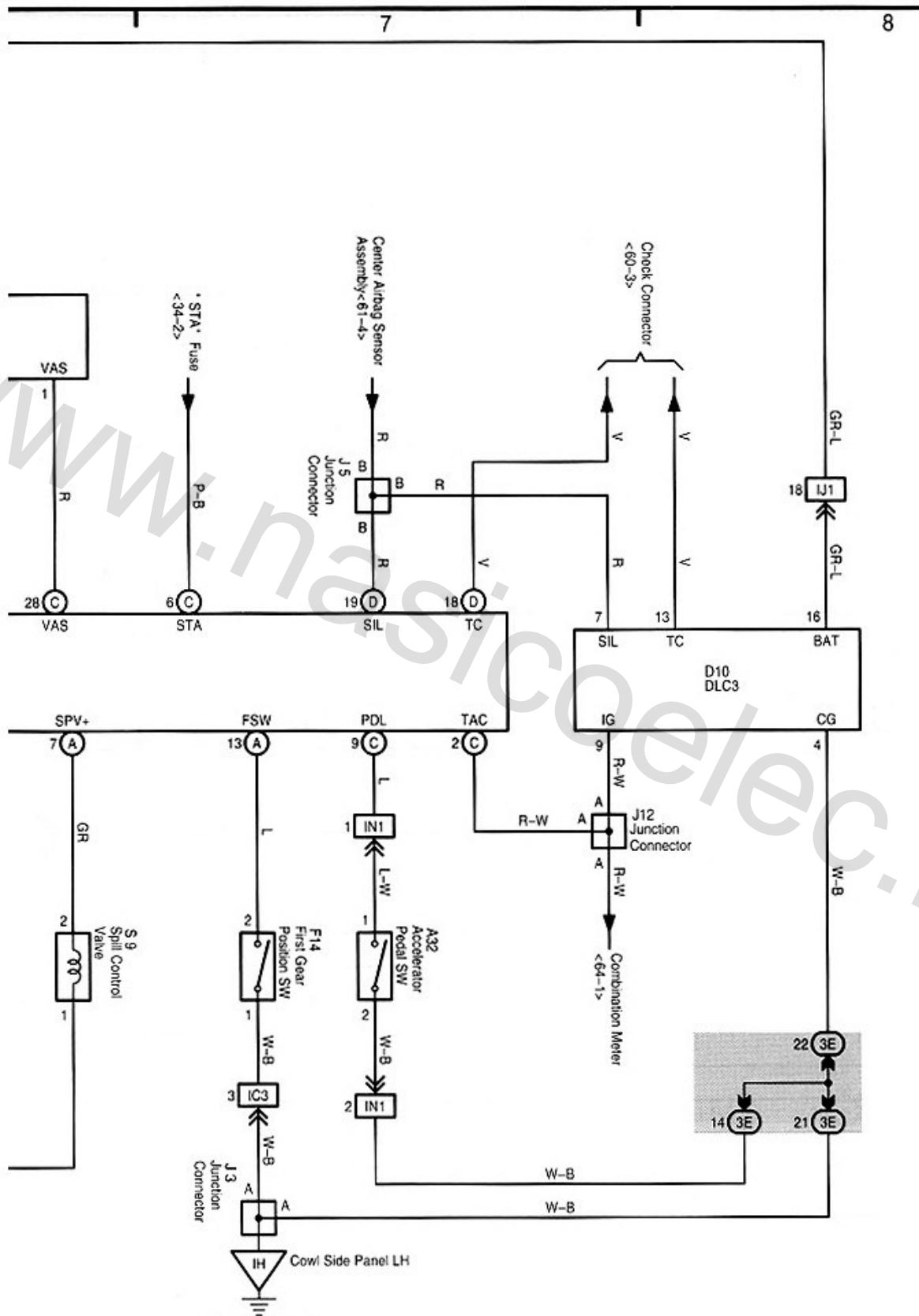
Position of Parts in Instrument Panel



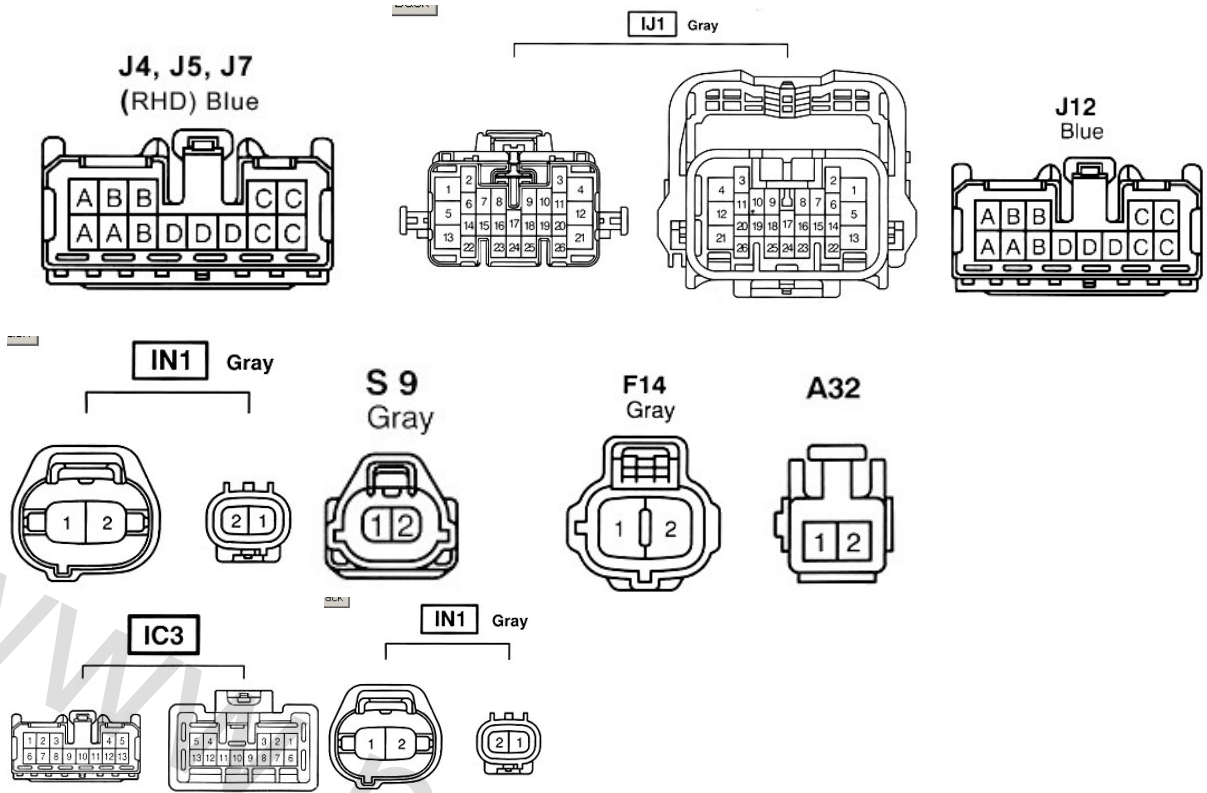
* 2 : Australia
 * 3 : Europe
 * 5 : 3RZ-FE, 1RZ-E, 1KZ-TE
 2KD-FTV, 5L-E
 * 6 : 1RZ
 * 7 : 3L, 2L

Electrical Wiring Diagram : TOYOTA Hilux Tiger (1KZ-TE)

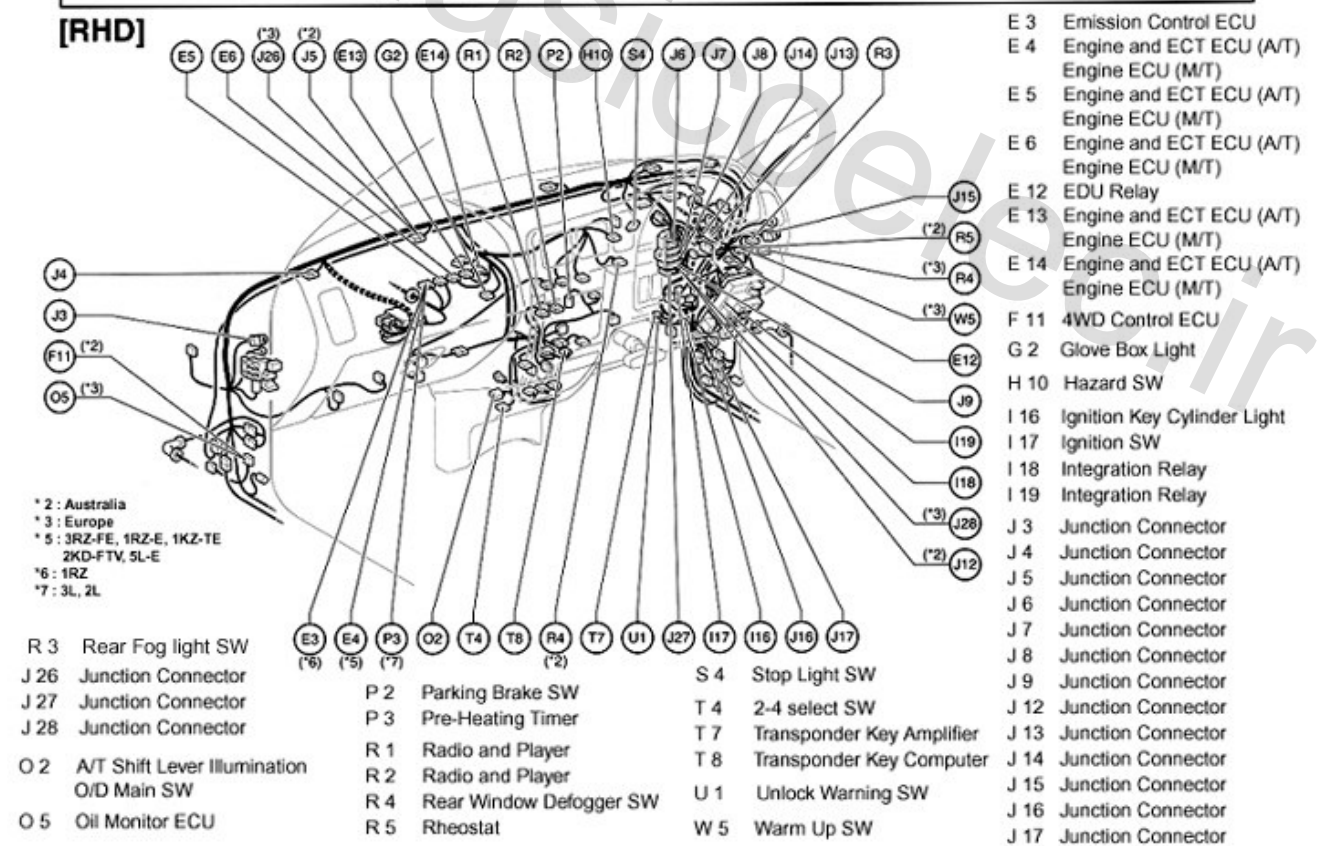
Engine Control *(1KZ-TE) (Cont'd)



Electrical Wiring Diagram : TOYOTA Hilux Tiger (1KZ-TE)

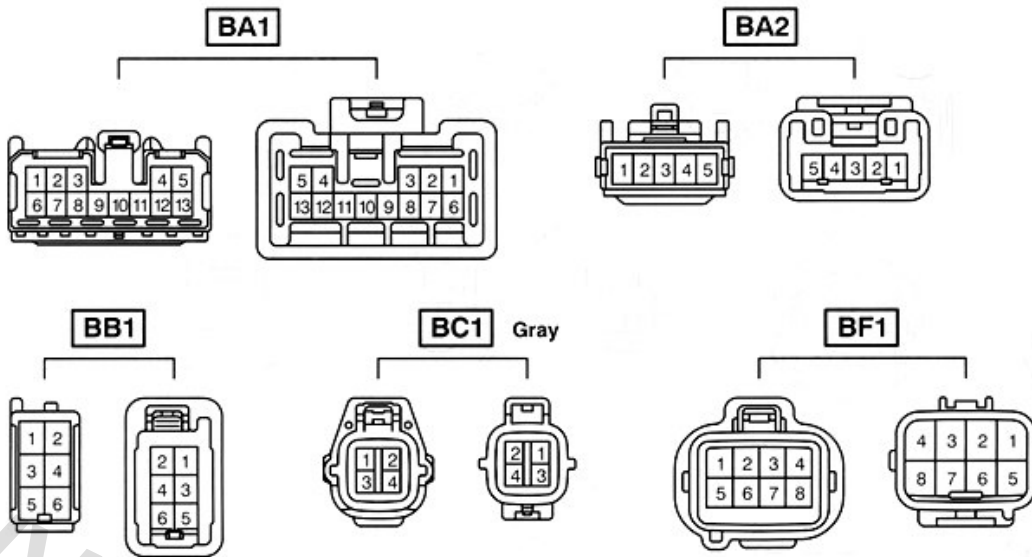


Position of Parts in Instrument Panel



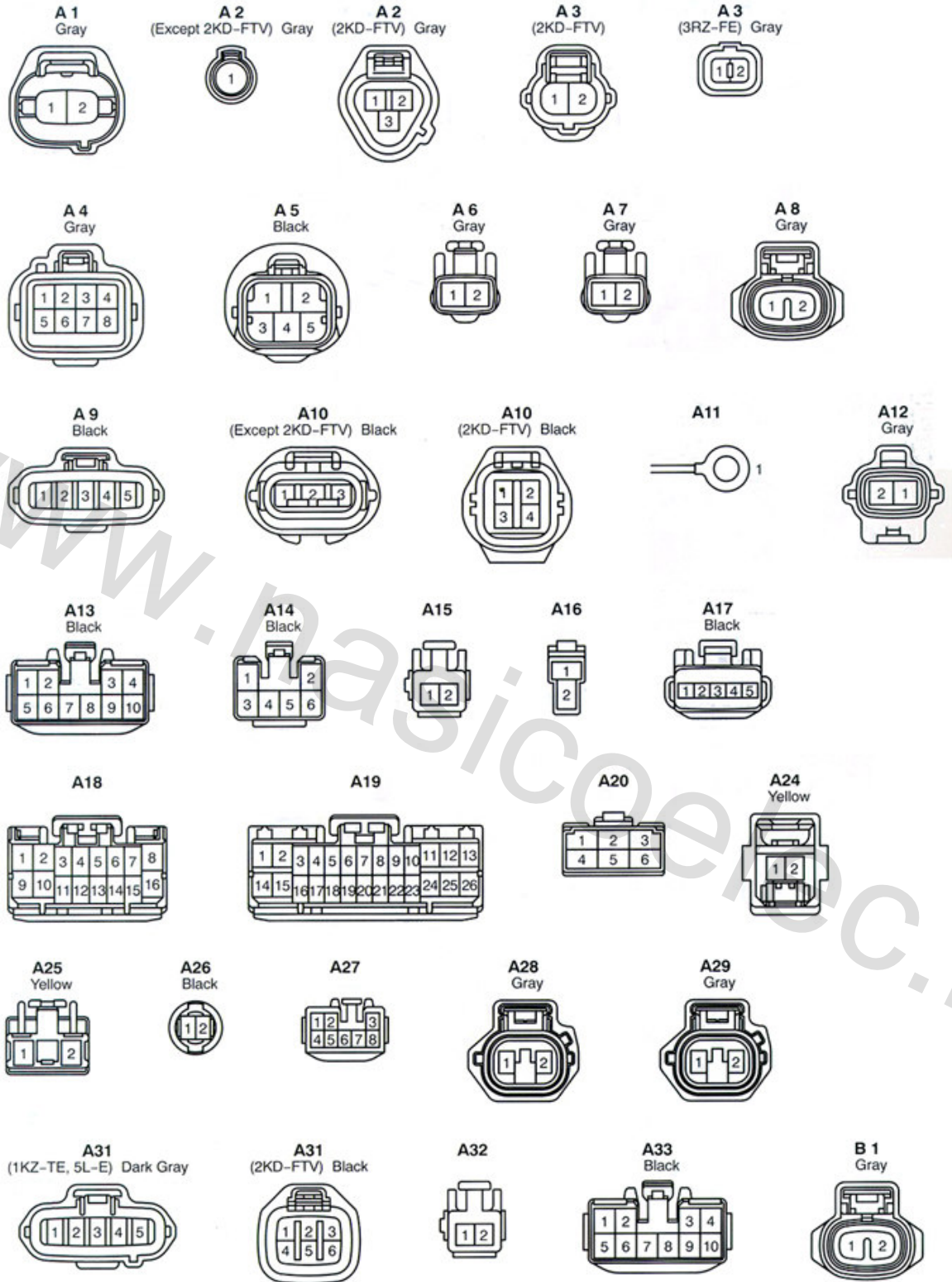
Electrical Wiring Diagram : TOYOTA Hilux Tiger (1KZ-TE)

Connector Joining Wire Harness and Wire Harness



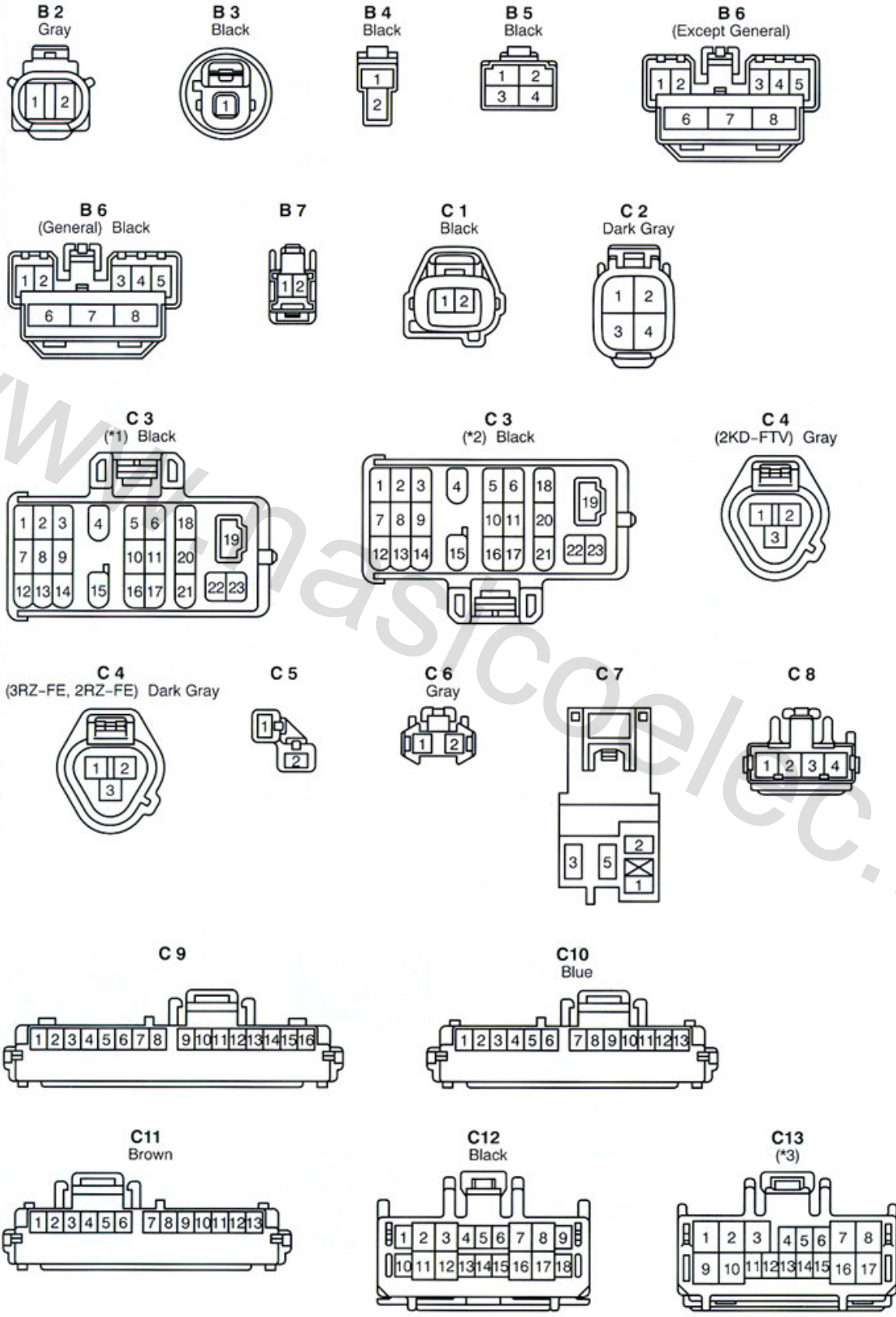
Code	Joining Wire Harness and Wire Harness (Connector Location)
BA1	Frame Wire and Cowl Wire (Under the Driver's Seat)
BA2	Frame Wire and Cowl No.3 Wire (Under the Driver's Seat)
BB1	Frame Wire and Speed Sensor Wire (Near the No.5 Cross Member)
BC1	Frame Wire and Differential Wire (Near the No.5 Cross Member)
BF1	

Electrical Wiring Diagram : TOYOTA Hilux Tiger (1KZ-TE)



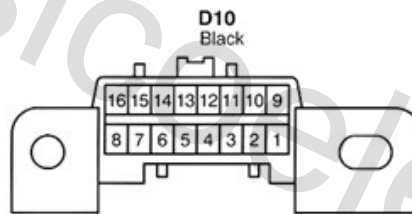
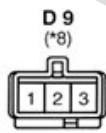
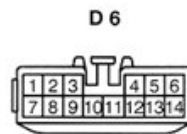
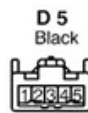

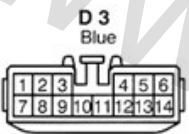
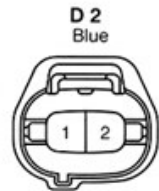
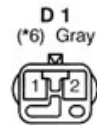

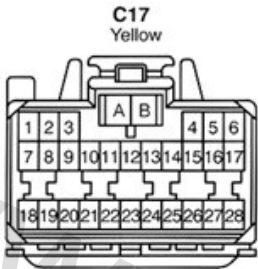

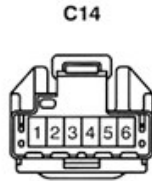
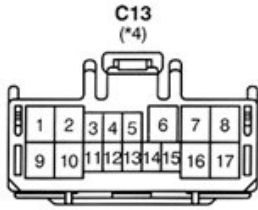
Electrical Wiring Diagram : TOYOTA Hilux Tiger (1KZ-TE)

*1 : LHD 1RZ, 2L, 3L
 *2 : 3RZ-FE, 2RZ-FE, 1RZ-E, 2KD-FTV, 1KZ-TE, 5L-E
 *3 : LHD, RHD Europe



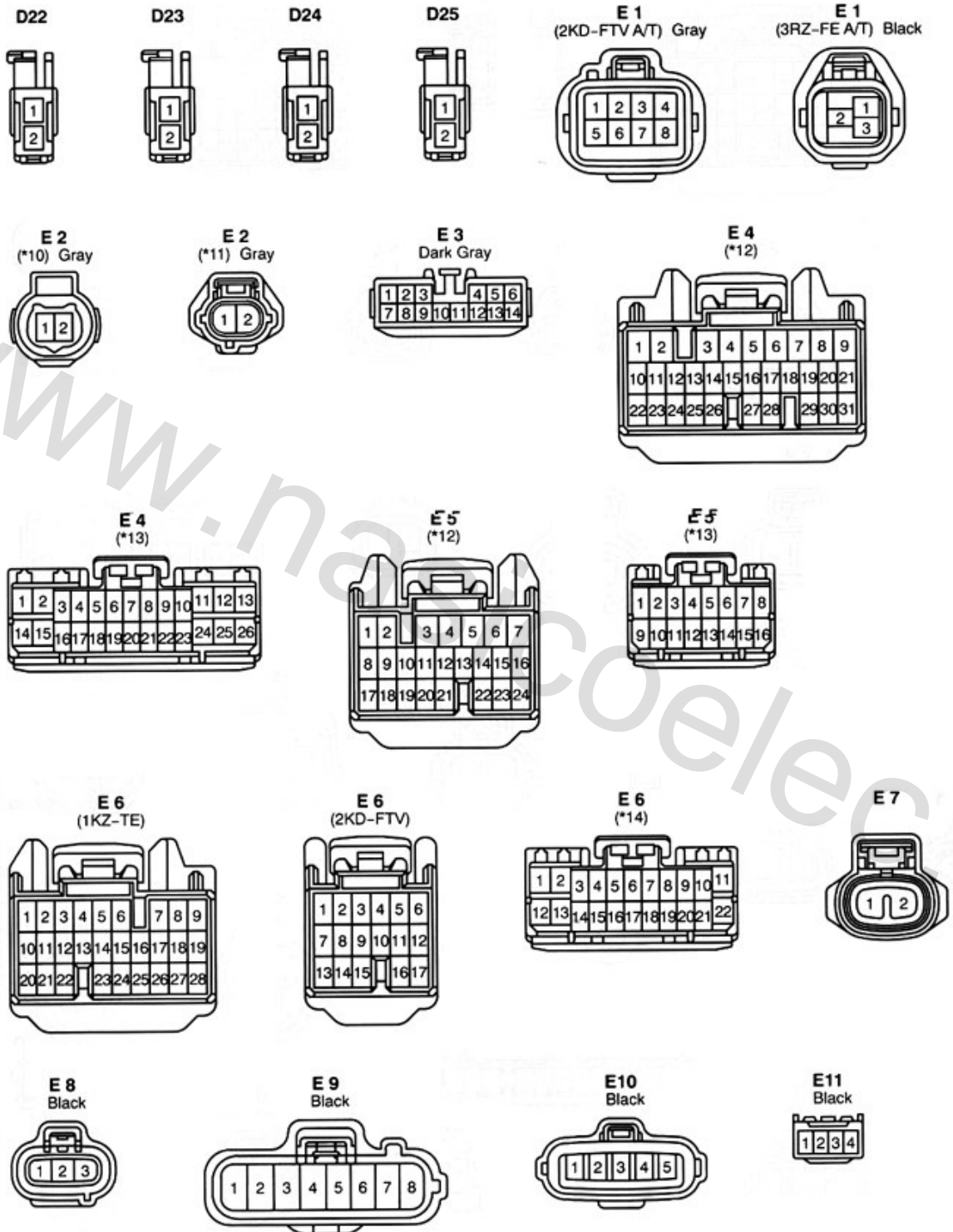
Electrical Wiring Diagram : TOYOTA Hilux Tiger (1KZ-TE)

*4 : RHD Excepr Europe *7 : LHD General A/T 3RZ-FE,2RZ-FE
 *5 : w/ 2-4 SELECT SW *8 : LHD General 3RZ-FE M/T
 *6 : w/o 2-4 SELECT SW *9 : Regular Cab, Extra Cab



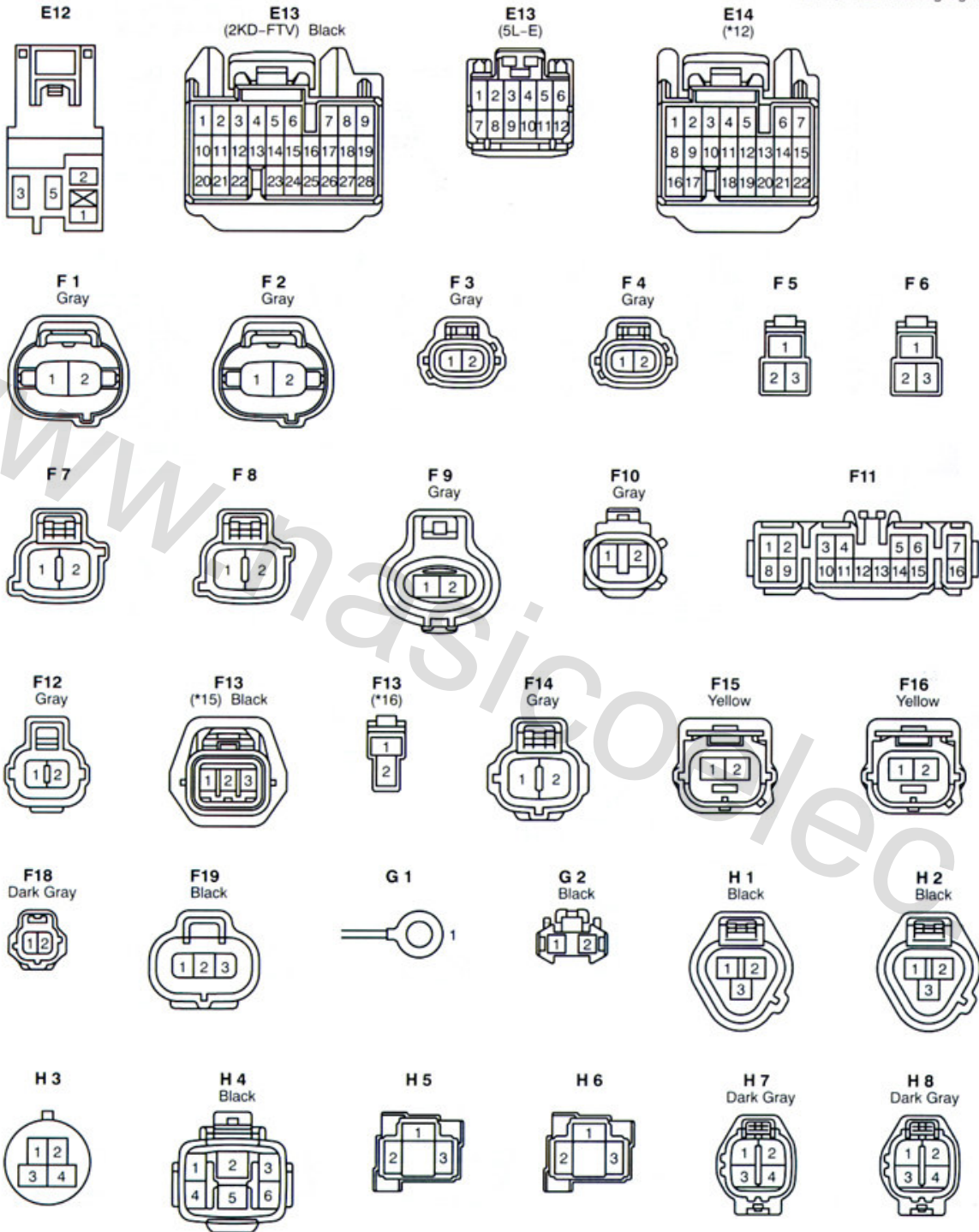
Electrical Wiring Diagram : TOYOTA Hilux Tiger (1KZ-TE)

- *10 : Except 2KD-FTV M/T 2WD
- *11 : 2KD-FTV M/T 2WD
- *12 : 2KD-FTV, 1KZ-TE
- *13 : 3RZ-FE, 2RZ-FE, 1RZ-E, 5L-E
- *14 : 3RZ-FE, 2RZ-FE, 5L-E



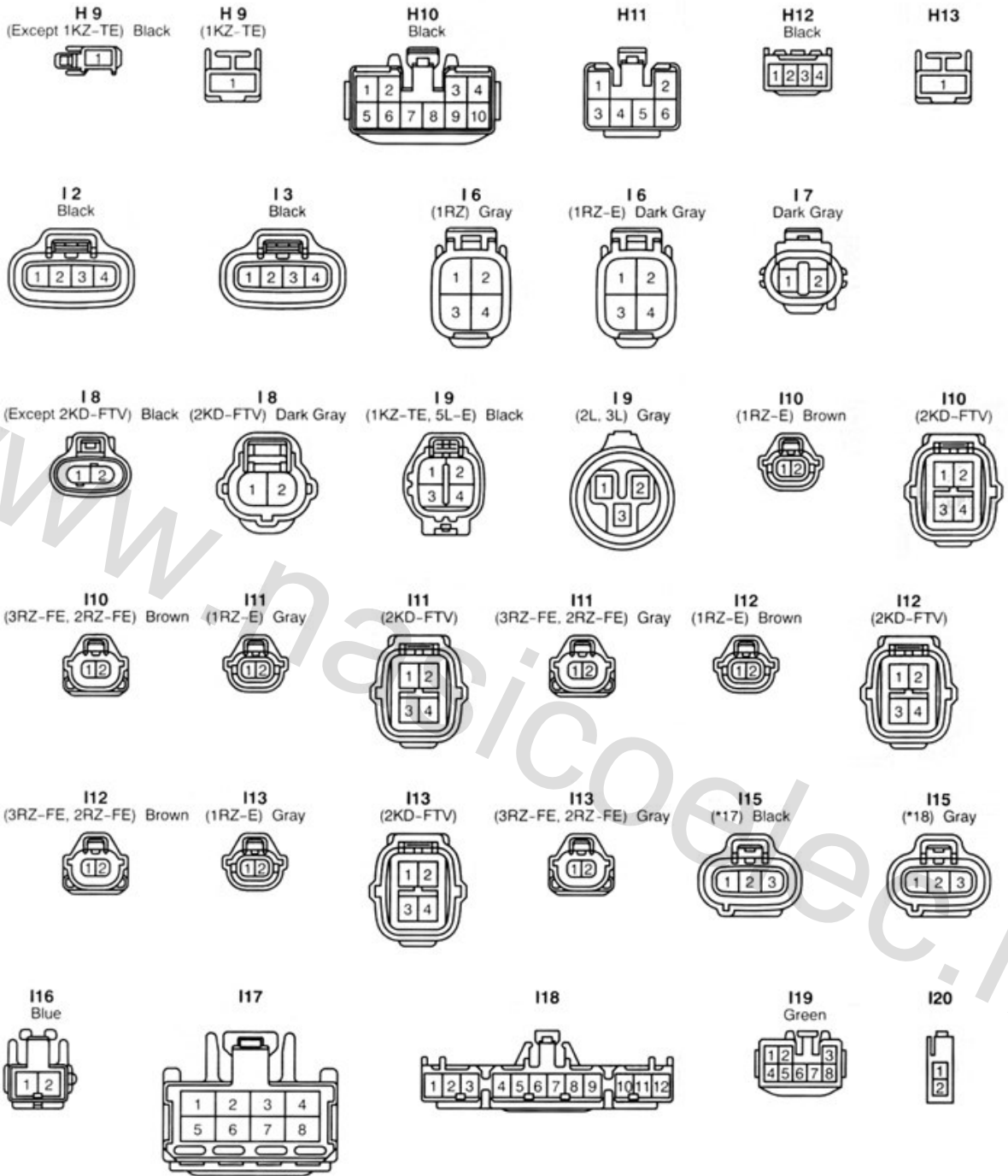
Electrical Wiring Diagram : TOYOTA Hilux Tiger (1KZ-TE)

*12 : 2KD-FTV, 1KZ-TE
 *15 : w/ Fuel Warning Light
 *16 : w/o Fuel Warning Light

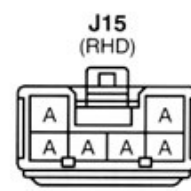
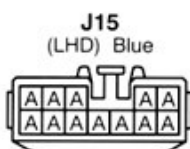
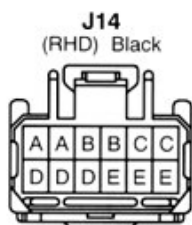
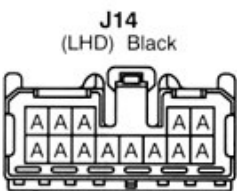
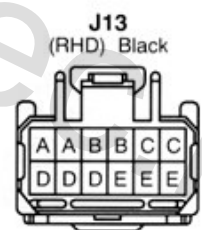
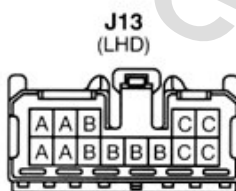
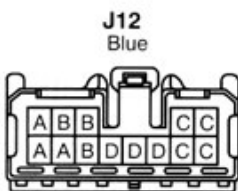
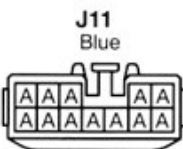
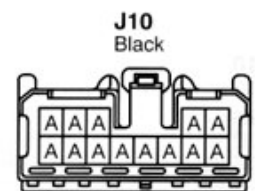
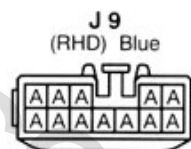
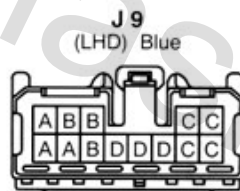
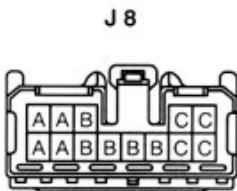
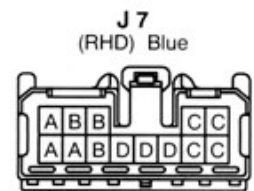
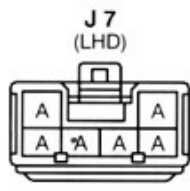
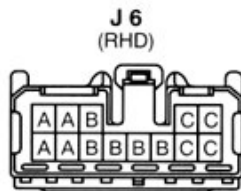
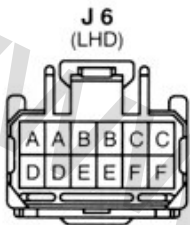
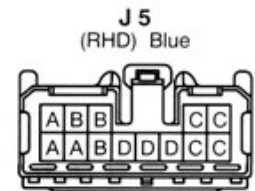
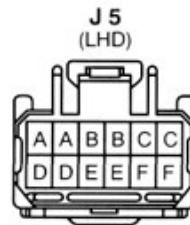
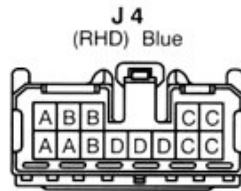
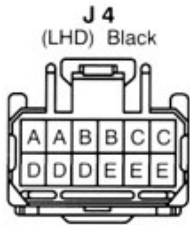
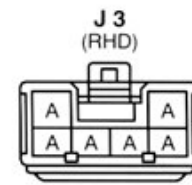
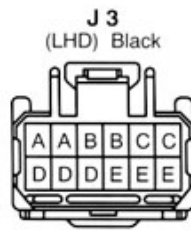
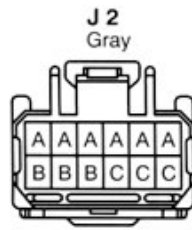
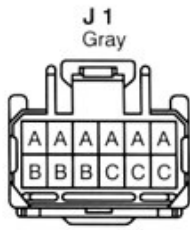


Electrical Wiring Diagram : TOYOTA Hilux Tiger (1KZ-TE)

*17 : General 3RZ-FE M/T
 *18 : 2RZ-FE, 3RZ-FE Except General M/T

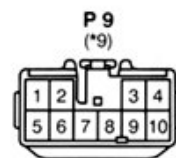
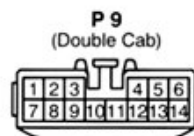

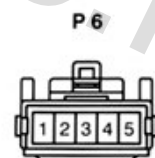
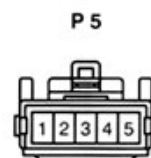
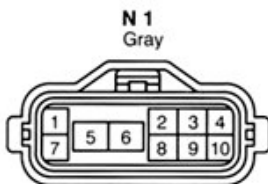
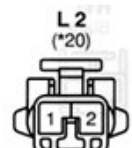
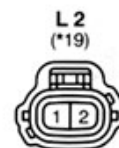
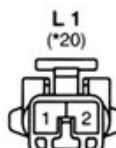
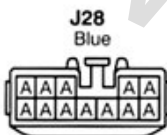
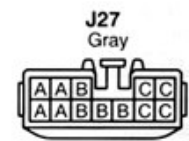
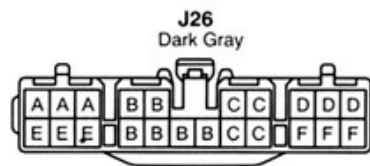
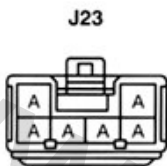
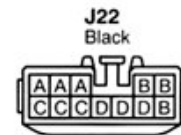
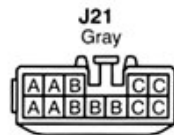
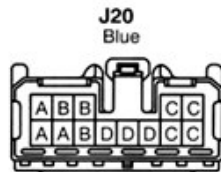
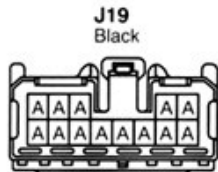
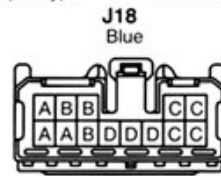
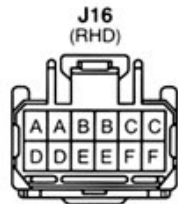
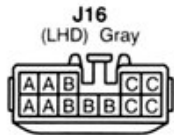


Electrical Wiring Diagram : TOYOTA Hilux Tiger (1KZ-TE)



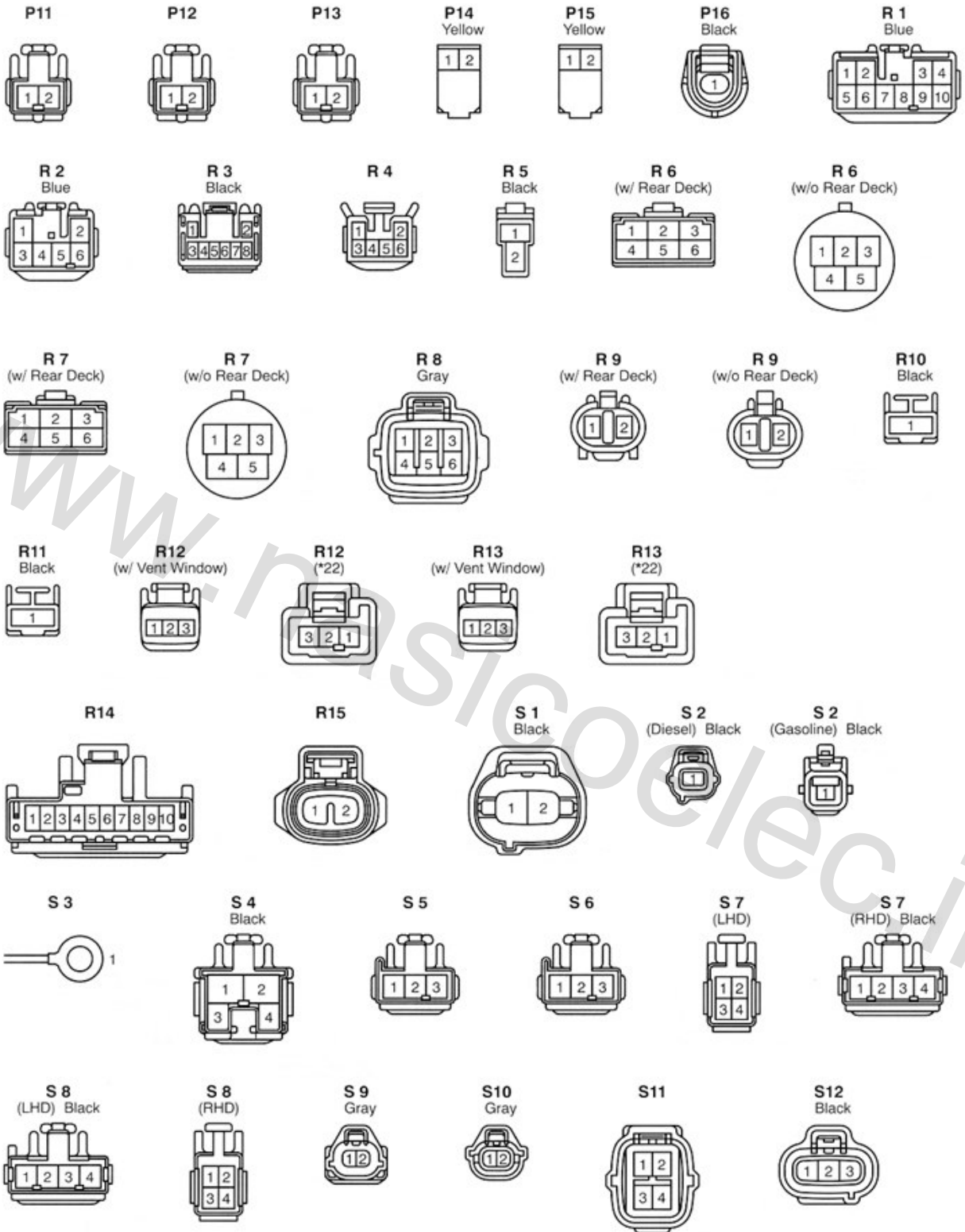
Electrical Wiring Diagram : TOYOTA Hilux Tiger (1KZ-TE)

*9 : Regular Cab, Extra Cab *20 : w/o Step Bumper Type
 *19 : w/ Step Bumper Type *21 : Gasoline, 2KD-FTV, 1KZ-TE



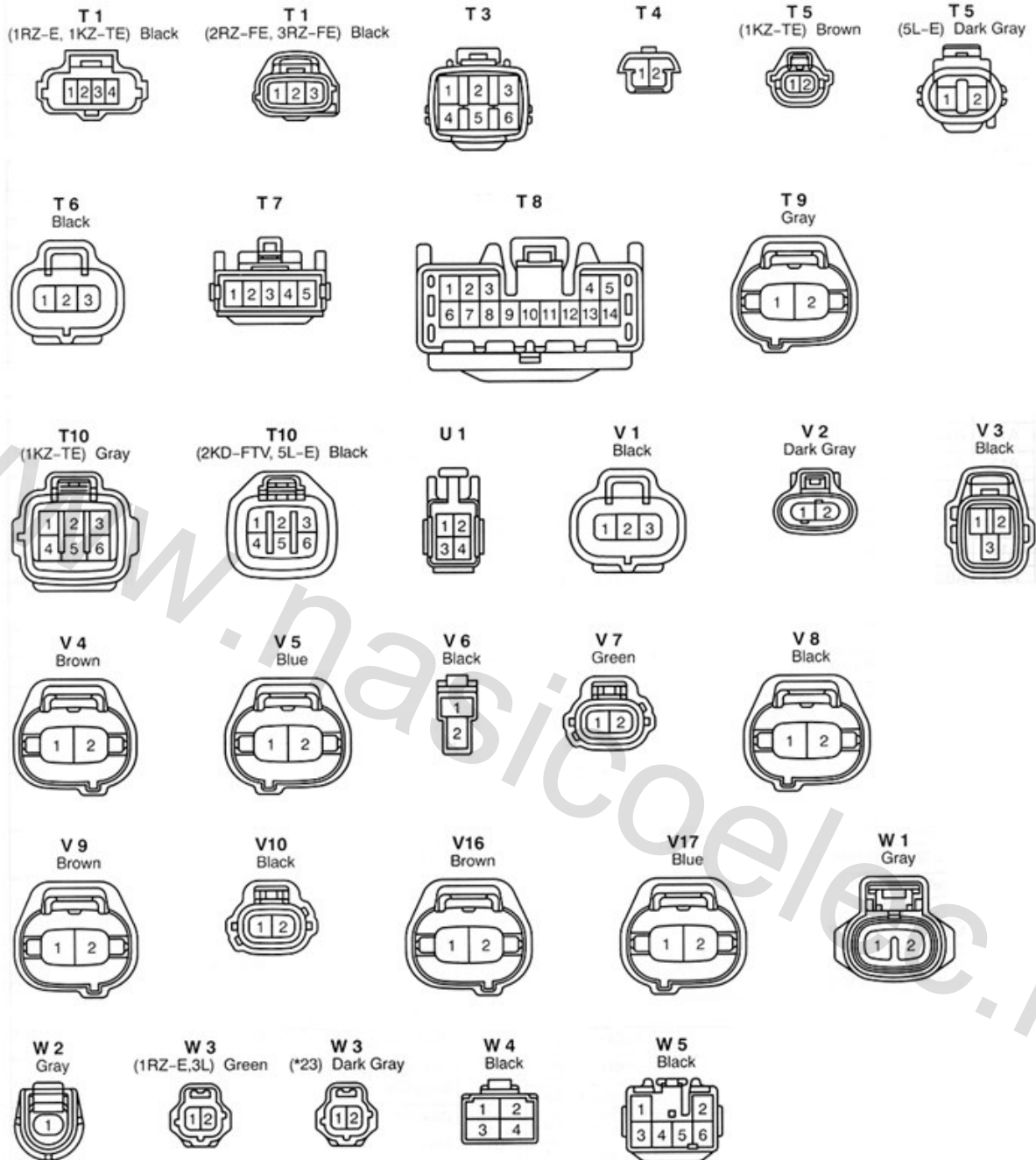
Electrical Wiring Diagram : TOYOTA Hilux Tiger (1KZ-TE)

*22 : w/o Vent Window



Electrical Wiring Diagram : TOYOTA Hilux Tiger (1KZ-TE)

*23 : 3RZ-FE, 2RZ-FE, 1KZ-TE, 2KD-FTV, 5L-E



Electrical Wiring Diagram : TOYOTA Hilux Tiger (1KZ-TE)

G PART NUMBER OF CONNECTORS

Code	Part Name	Part Number	Code	Part Name	Part Number
A 1	A/C Dual Pressure SW	90980-11149	C 2	Carburetor	90980-11037
A 2	A/C Lock Sensor	90980-11016	C 3	Check Connector (LHD 1RZ, 2L, 3L)	90980-11195
	A/C Magnetic Clutch (Except 2KD-FTV)	90980-11271		Check Connector (3RZ-FE, 2RZ-FE, 1RZ-E, 2KD-FTV, 1KZ-TE, 5L-E)	90980-11323
	A/C Magnetic Clutch (2KD-FTV)	90980-11016	C 4	Crankshaft Position Sensor	90980-11016
A 3	A/T Fluid Temp. SW (2KD-FTV)	90980-11025	C 5	Cigarette Lighter	90980-10760
	A/T Fluid Temp. SW (3RZ-FE)	90980-10706	C 6	Cigarette Lighter Illumination	90980-11148
A 4	ABS Actuator	90980-10891	C 7	Circuit Opening Relay	82602-35150
A 5	ABS Actuator	90980-11413	C 8	Clock	90980-11013
A 6	ABS Speed Sensor Front LH	90980-11075	C 9	Combination Meter	90980-11113
A 7	ABS Speed Sensor Front RH		C 10	Combination Meter	90980-11114
A 8	ADD Indicator SW	90980-11250	C 11	Combination Meter	90980-11115
A 9	Air Flow Meter	90980-11317	C 12	Combination SW	90980-11594
A10	Alternator (Except 2KD-FTV)	90980-11349	C 13	Combination SW (LHD, RHD Europe)	90980-11672
	Alternator (2KD-FTV)	90980-11964		Combination SW (RHD Excepr Europe)	90980-11671
A11	Alternator (Except 1RZ)	90980-09212	C 14	Combination SW	90980-11616
	Alternator (1RZ)	90980-09201	C 15	Crankshaft Position Sensor	90980-11162
A12	Auto Antenna Motor	90980-11074	C 16	Center Airbag Sensor Assembly	90980-11873
A13	A/C Amplifier	90980-10801	C 17	Center Airbag Sensor Assembly	90980-11872
A14	A/C SW	90980-11280	C 18	Center Airbag Sensor Assembly	90980-11871
A15	A/C Thermistor	90980-10825	D 1	Detection SW (Transfer 4WD Position) (w/ 2-4 SELECT SW)	90980-11250
A16	A/C Volume SW	90980-10214		Detection SW (Transfer 4WD Position) (w/o 2-4 SELECT SW)	90980-10581
A17	ABS Deceleration Sensor	90980-11182	D 2	Detection SW (Transfer L4 Position)	90980-11156
A18	ABS ECU	90980-11565	D 3	Daytime Running Light Relay	90980-10807
A19	ABS ECU	90980-11390	D 4	Diff. Lock ECU	90980-10801
A20	ADD Control Relay	90980-10173	D 5	Diff. Lock SW	90980-10631
A24	Airbag Squib (Front Passenger's Airbag Assembly)	90980-11884	D 6	Dim-Dip Light Relay	90980-10807
A25	Airbag Squib (Steering Wheel Pad)	90980-10850	D 7	Diode (Door Courtesy)	90980-11608
A26	Ashtray Illumination	90980-00308	D 8	Diode (Glow Plug)	
A27	Auto Antenna Control Relay	90980-10799	D 9	Diode (Idle-Up) (LHD General A/T 3RZ-FE,2RZ-FE)	90980-11608
A28	ABS Speed Sensor Rear LH	90980-11467		Diode (Idle-Up) (LHD General 3RZ-FE M/T)	90980-11071
A29	ABS Speed Sensor Rear RH		D10	DLC3	90080-98010
A31	Accelerator Pedal Position Sensor (1KZ-TE, 5L-E)	90980-11232	D11	Door Courtesy SW Front LH (Double Cab)	90980-11097
	Accelerator Pedal Position Sensor (2KD-FTV)	90980-11144		Door Courtesy SW Front LH (Regular Cab, Extra Cab)	90980-10433
A32	Accelerator Pedal SW	90980-10825	D12	Door Courtesy SW Front RH (Double Cab)	90980-11097
A33	A/C Lock Detection Amplifier	90980-10801		Door Courtesy SW Front RH (Regular Cab, Extra Cab)	90980-10433
B 1	Back-Up Light SW	90980-11250	D13	Detection SW (Rear Diff. Lock)	90980-11250
B 2	Brake Fluid Level Warning SW	90980-11207	D14	Door Courtesy SW Rear LH	90980-11097
B 3	Brake Vacuum Warning SW	90980-11252	D15	Door Courtesy SW Rear RH	
B 4	Blower Motor	90980-10214	D16	Door Key Lock and Unlock SW	90980-11245
B 5	Blower Resistor	90980-10171	D17	Door Lock Control SW	90980-11013
B 6	Blower SW	90980-10463			
B 7	Buckle SW	90980-11212			
C 1	Camshaft Position Sensor	90980-10947			

Note: Not all of the above part numbers of the connector are established for the supply.

Electrical Wiring Diagram : TOYOTA Hilux Tiger (1KZ-TE)

Code	Part Name	Part Number	Code	Part Name	Part Number
D18	Door Lock Motor Front LH	90980-11150	E14	Engine and ECT ECU (A/T)	90980-11638
D19	Door Lock Motor Front RH		Engine ECU (M/T)		
D20	Door Lock Motor Rear LH		F 1	Front Clearance Light LH	90980-11149
D21	Door Lock Motor Rear RH		F 2	Front Clearance Light RH	
D22	Door Speaker Front LH	90980-10935	F 3	Front Side Turn Signal Light LH	90980-11162
D23	Door Speaker Front RH		F 4	Front Side Turn Signal Light RH	
D24	Door Speaker Rear LH		F 5	Front Turn Signal Light and Clearance Light LH	90980-10216
D25	Door Speaker Rear RH		F 6	Front Turn Signal Light and Clearance Light RH	
E 1	ECT Solenoid (2KD-FTV A/T)		90980-10891	F 7	
	ECT Solenoid (3RZ-FE A/T)	90980-10919	F 8	Front Turn Signal Light RH	
E 2	Engine Oil Level Warning SW (Except 2KD-FTV M/T 2WD)	90980-10532	F 9	Fuel Heater	90980-10928
	Engine Oil Level Warning SW (2KD-FTV M/T 2WD)	90980-11235	F10	Fuel Sedimentary SW	90980-11003
E 3	Emission Control ECU	90980-10807	F11	4WD Control ECU	90980-10848
E 4	Engine and ECT ECU (A/T) (2KD-FTV, 1KZ-TE)	90980-11421	F12	Fuel Pump	90980-10843
	Engine and ECT ECU (A/T) (3RZ-FE, 2RZ-FE, 1RZ-E, 5L-E)	90980-11390	F13	Fuel Sender (w/ Fuel Warning Light)	82890-32030
	Engine ECU (M/T) (2KD-FTV, 1KZ-TE)	90980-11421		Fuel Sender (w/o Fuel Warning Light)	90980-10214
	Engine ECU (M/T) (3RZ-FE, 2RZ-FE, 1RZ-E, 5L-E)	90980-11390	F14	First Gear Position SW	90980-10923
E 5	Engine and ECT ECU (A/T) (2KD-FTV, 1KZ-TE)	90980-11476	F15	Front Airbag Sensor LH	90980-11856
	Engine and ECT ECU (A/T) (3RZ-FE, 2RZ-FE, 1RZ-E, 5L-E)	90980-11391	F16	Front Airbag Sensor RH	
	Engine ECU (M/T) (2KD-FTV, 1KZ-TE)	90980-11476	F18	Fuel Temp. Sensor	90980-10737
	Engine ECU (M/T) (3RZ-FE, 2RZ-FE, 1RZ-E, 5L-E)	90980-11391	F19	Fuel Pressure Sensor	90980-10845
E 6	Engine and ECT ECU (A/T) (1KZ-TE)	90980-11637	G 1	Glow Plug	-
	Engine and ECT ECU (A/T) (2KD-FTV)	90980-11586	G 2	Glove Box Light	90980-11148
	Engine and ECT ECU (A/T) (3RZ-FE, 2RZ-FE, 5L-E)	90980-11392	H 1	Headlight Beam Level Control Actuator LH	90980-11016
	Engine ECU (M/T) (1KZ-TE)	90980-11637	H 2	Headlight Beam Level Control Actuator RH	
	Engine ECU (M/T) (2KD-FTV)	90980-11586	H 3	Headlight Cleaner Motor and Washer Motor	90980-10140
	Engine ECU (M/T) (3RZ-FE, 2RZ-FE, 5L-E)	90980-11392	H 4	Headlight Cleaner Relay	90980-10939
			H 5	Headlight LH	90980-11314
		H 6	Headlight RH		
E 7	Engine Speed Sensor	90980-11250	H 7	Heated Oxygen Sensor (Bank 1 Sensor 1)	90980-11028
E 8	EGR Valve Position Sensor	90980-11143	H 8	Heated Oxygen Sensor (Bank 1 Sensor 2)	
E 9	Electric Driver Unit	90980-11592	H 9	Horn (Except 1KZ-TE)	90980-10619
E10	Electric Driver Unit	90980-11024		Horn (1KZ-TE)	90980-10359
E11	ECT Pattern Select SW	90980-10601	H10	Hazard SW	90980-10801
E12	EDU Relay	82602-35150	H11	Headlight Beam Level Control SW	90980-11280
E13	Engine and ECT ECU (A/T) (2KD-FTV)	90980-11637	H12	Headlight Cleaner SW	90980-10601
	Engine and ECT ECU (A/T) (5L-E)	90980-11408		Washer Motor	
	Engine ECU (M/T) (2KD-FTV)	90980-11637	H13	Horn	90980-10359
	Engine ECU (M/T) (5L-E)	90980-11408	I 2	Ignition Coil and Igniter No.1	90980-11150
		I 3	Ignition Coil and Igniter No.2		
		I 6	IIA	90980-11037	
		I 7	IIA	90980-11038	

Electrical Wiring Diagram : TOYOTA Hilux Tiger (1KZ-TE)

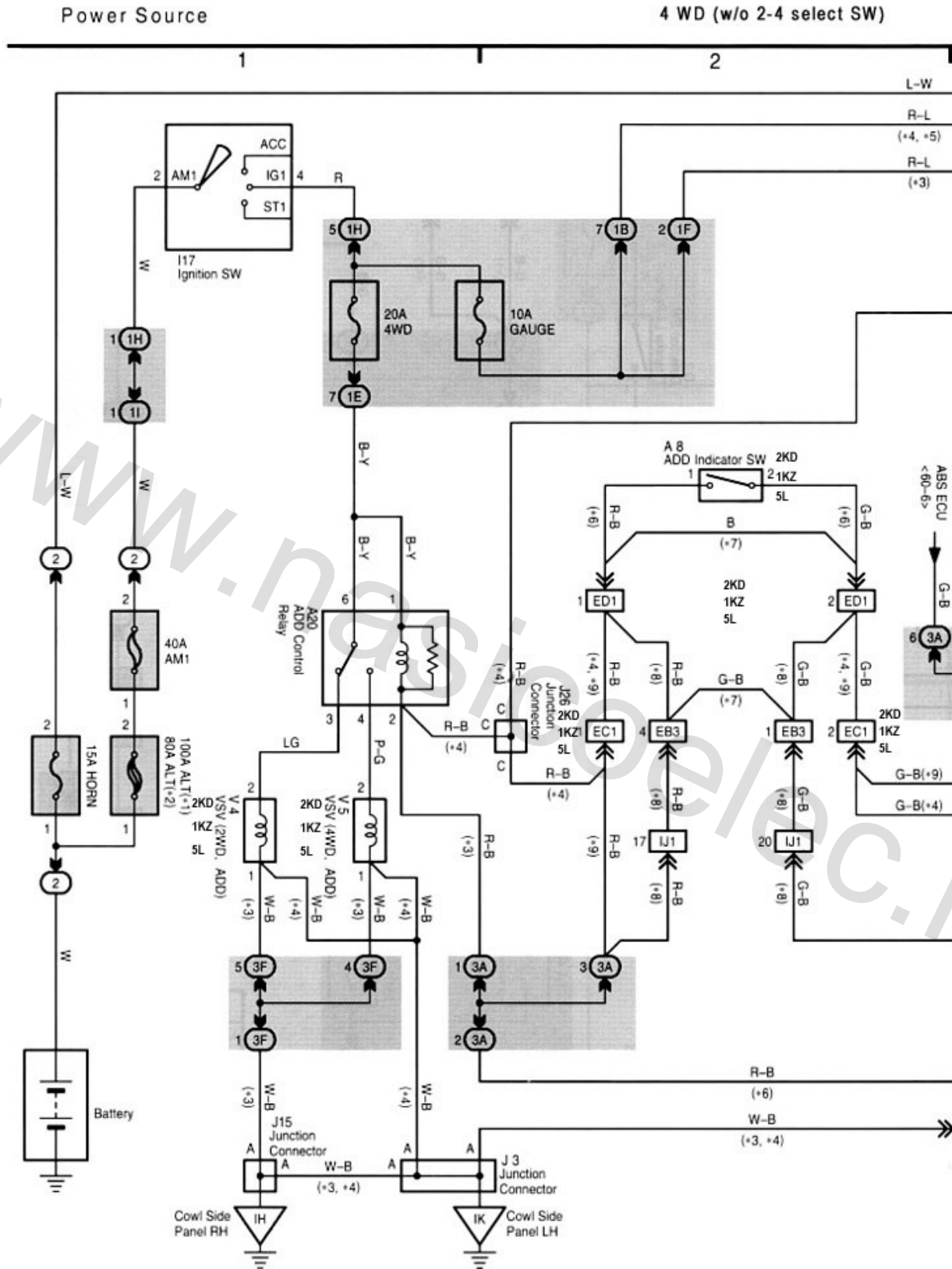
Code	Part Name	Part Number	Code	Part Name	Part Number
I 8	Intake Air Temp. Sensor (Except 2KD-FTV)	90980-11163	J15	Junction Connector (LHD)	90980-10803
	Intake Air Temp. Sensor (2KD-FTV)	90980-11025		Junction Connector (RHD)	90980-10976
I 9	Injection Pump (1KZ-TE, 5L-E)	90980-11028	J16	Junction Connector (LHD)	90980-10803
	Injection Pump (2L, 3L)	90980-11157		Junction Connector (RHD)	90980-11661
I10	Injector No.1 (1RZ-E)	90980-11285	J17	Junction Connector	90980-11661
	Injector No.1 (2KD-FTV)	90980-12005	J18	Junction Connector	90980-11542
	Injector No.1 (3RZ-FE, 2RZ-FE)	90980-11153	J19	Junction Connector	
I11	Injector No.2 (1RZ-E)	90980-11285	J20	Junction Connector	
	Injector No.2 (2KD-FTV)	90980-12005	J21	Junction Connector	90980-10803
	Injector No.2 (3RZ-FE, 2RZ-FE)	90980-11153	J22	Junction Connector	
I12	Injector No.3 (1RZ-E)	90980-11285	J23	Junction Connector	90980-10976
	Injector No.3 (2KD-FTV)	90980-12005	J25	Junction Connector	90980-10897
	Injector No.3 (3RZ-FE, 2RZ-FE)	90980-11153	J26	Junction Connector	90980-11238
I13	Injector No.4 (1RZ-E)	90980-11285	J27	Junction Connector	90980-10803
	Injector No.4 (2KD-FTV)	90980-12005	J28	Junction Connector	
	Injector No.4 (3RZ-FE, 2RZ-FE)	90980-11153	K 1	Knock Sensor	90980-11166
I15	ISC Valve	90980-11145	L 1	License Plate Light LH (w/ Step Bumper Type)	90980-11162
I16	Ignition Key Cylinder Light	90980-10906		License Plate Light LH (w/o Step Bumper Type)	90980-11248
I17	Ignition SW	90980-11615	L 2	License Plate Light RH (w/ Step Bumper Type)	90980-11162
I18	Integration Relay	90980-11121		License Plate Light RH (w/o Step Bumper Type)	90980-11248
I19	Integration Relay	90980-10799	N 1	Back-Up Light SW	90980-11332
I20	Interior Light	90980-10121		Neutral Start SW	
J 1	Junction Connector	90980-11661	N 2	Noise Filter	90980-10843
J 2	Junction Connector				
J 3	Junction Connector (LHD)	90980-11661	O 1	Oil Pressure SW (Gasoline, 2KD-FTV, 1KZ-TE)	90980-11363
	Junction Connector (RHD)	90980-10976		Oil Pressure SW (2L,3L,5L-E)	90980-10703
J 4	Junction Connector (LHD)	90980-11661	O 2	A/T Shift Lever Illumination	90980-11614
	Junction Connector (RHD)	90980-11542		O/D Main SW	
J 5	Junction Connector (LHD)	90980-11661	O 5	Oil Monitor ECU	90980-12183
	Junction Connector (RHD)	90980-11542	P 2	Parking Brake SW	90980-10825
J 6	Junction Connector (LHD)	90980-11661	P 3	Pre-Heating Timer	90980-10799
	Junction Connector (RHD)	90980-11542	P 4	Personal Light	90980-10121
J 7	Junction Connector (LHD)	90980-10976	P 5	Power Window Control SW Front LH	90980-10789
	Junction Connector (RHD)	90980-11542	P 6	Power Window Control SW Front RH	
J 8	Junction Connector	90980-11542	P 7	Power Window Control SW Rear LH	
	Junction Connector (LHD)	90980-11542	P 8	Power Window Control SW Rear RH	
J 9	Junction Connector (RHD)	90980-10803	P 9	Power Window Master SW (Double Cab)	90980-10807
	Junction Connector (LHD)	90980-11542		Power Window Master SW (Regular Cab, Extra Cab)	90980-10997
J10	Junction Connector	90980-11542	P10	Power Window Motor Front LH	90980-10860
J11	Junction Connector	90980-10803	P11	Power Window Motor Front RH	
J12	Junction Connector	90980-11542			
	Junction Connector (LHD)	90980-11542			
J13	Junction Connector (RHD)	90980-11661			
	Junction Connector (LHD)	90980-11542			
J14	Junction Connector (RHD)	90980-11661			

Note: Not all of the above part numbers of the connector are established for the supply.

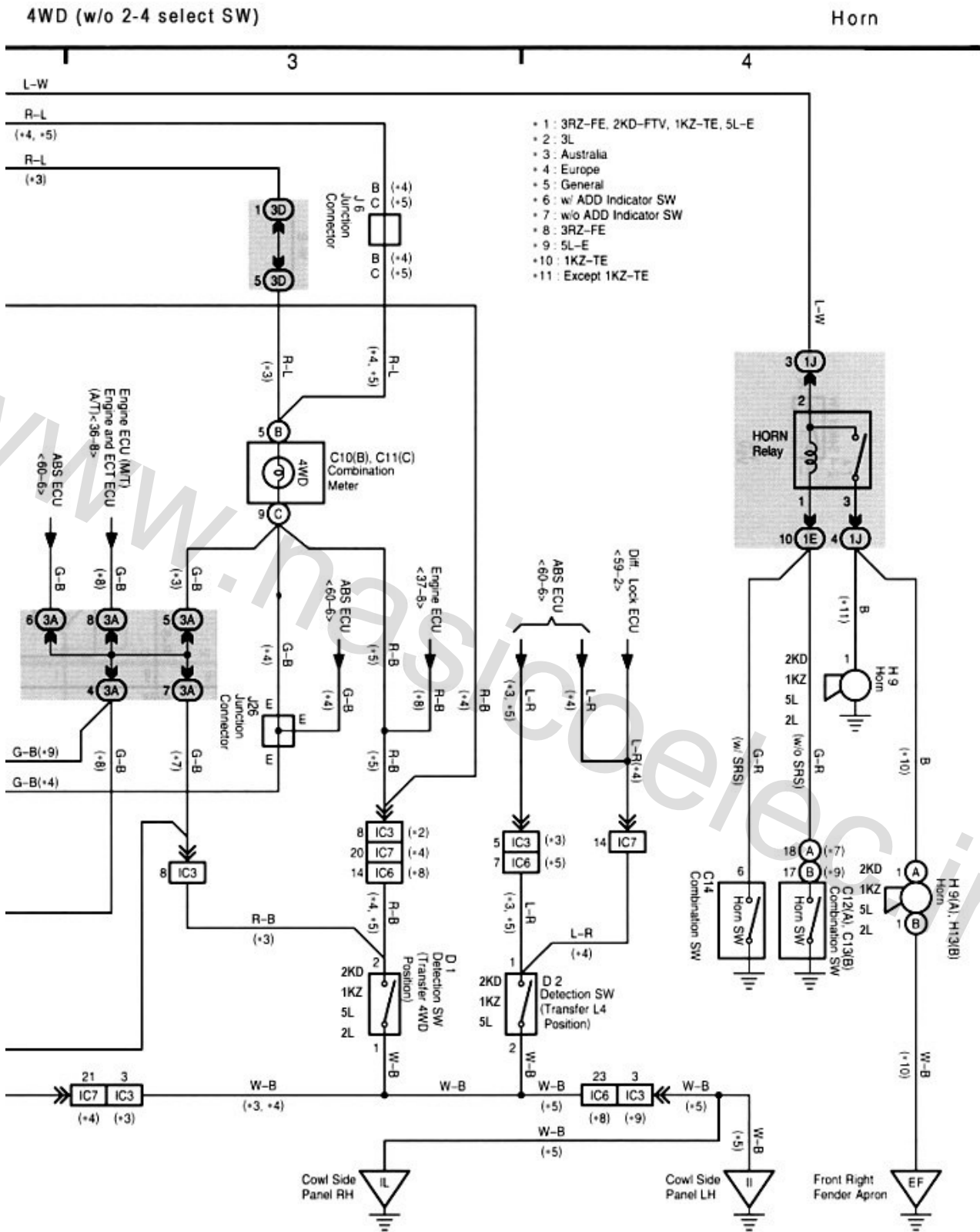
Electrical Wiring Diagram : TOYOTA Hilux Tiger (1KZ-TE)

Code	Part Name	Part Number	Code	Part Name	Part Number
P12	Power Window Motor Rear LH	90980-10860	S 8	Seat Heater SW (Front Passenger's Seat) (LHD)	90980-11090
P13	Power Window Motor Rear RH			Seat Heater SW (Front Passenger's Seat) (RHD)	
P14	Pretensioner LH	90980-11862	S 9	Spill Control Valve	90980-11284
P15	Pretensioner RH		S10	Suction Control Valve	90980-11285
P16	Power Steering Oil Pressure SW	90980-11428	S11	Suction Control Valve No.2	90980-12005
R 1	Radio and Player	90980-10997	S12	Speed Sensor (Combination Meter)	90980-11143
R 2	Radio and Player	90980-10996	T 1	Throttle Position Sensor (1RZ-E, 1KZ-TE)	90980-10711
R 3	Rear Fog Light SW	90980-11533		Throttle Position Sensor (2RZ-FE, 3RZ-FE)	90980-11261
R 4	Rear Window Defogger SW	90980-11326	T 3	2-4 Select Motor	90980-11290
R 5	Rheostat	90980-10214	T 4	2-4 Select SW	90980-10355
R 6	Rear Combination Light LH (w/ Rear Deck)	90980-10173	T 5	Timing Control Valve (1KZ-TE)	90980-11285
	Rear Combination Light LH (w/o Rear Deck)	90980-10162	Timing Control Valve (5L-E)	90980-11038	
R 7	Rear Combination Light RH (w/ Rear Deck)	90980-10173	T 6	Turbo Pressure Sensor	90980-10845
	Rear Combination Light RH (w/o Rear Deck)	90980-10162	T 7	Transponder Key Amplifier	90980-10789
R 8	Rear Diff. Lock Motor	90980-11194	T 8	Transponder Key Computer	90980-11556
R 9	Rear Fog Light (w/ Rear Deck)	90980-11140	T 9	Throttle Open SW	90980-11156
	Rear Fog Light (w/o Rear Deck)	90980-11142	T10	Throttle Control Motor (1KZ-TE)	90980-11194
R10	Rear Window Defogger	90980-10359		Throttle Control Motor (2KD-FTV, 5L-E)	90980-11144
R11	Rear Window Defogger	90980-10359	U 1	Unlock Warning SW	90980-10795
R12	Remote Control Mirror LH (w/ Vent Window)	90980-11170	V 1	Vacuum Sensor	90980-10845
	Remote Control Mirror LH (w/o Vent Window)	90980-10907	V 2	Vacuum SW	90980-11163
R13	Remote Control Mirror RH (w/ Vent Window)	90980-11170	V 3	Variable Resistor	90980-10902
	Remote Control Mirror RH (w/o Vent Window)	90980-10907	V 4	VSV (2WD, ADD)	90980-11149
R14	Remote Control Mirror SW	90980-11657	V 5	VSV (4WD, ADD)	90980-11156
R15	Reverse Warning Buzzer	90980-11250	V 6	VSV (A/C Idle-Up)	90980-10214
S 1	Speed Sensor (ECT)	90980-11156	V 7	VSV (EGR)	90980-11162
S 2	Starter (Diesel)	90980-11184	V 8	VSV (EVAP)	90980-11156
	Starter (Gasoline)	90980-11400	V 9	VSV (Throttle Position Control)	90980-11149
S 3	Starter		V10	VRV (EGR)	90980-11162
S 4	Stop Light SW	90980-11118	V16	VSV (Pressure Charge Valve)	90980-11149
S 5	Seat Heater (Driver's Seat)	90980-10908	V17	VSV (Exhaust Gas Control)	90980-11156
S 6	Seat Heater (Front Passenger's Seat)		W 1	Washer Motor	90980-11250
S 7	Seat Heater SW (Driver's Seat) (LHD)	90980-10795	W 2	Water Temp. Sender	90980-11428
	Seat Heater SW (Driver's Seat) (RHD)	90980-11090	W 3	Water Temp. Sensor	90980-10737
			W 4	Wiper Motor	90980-10171
			W 5	Warm Up SW	90980-10996

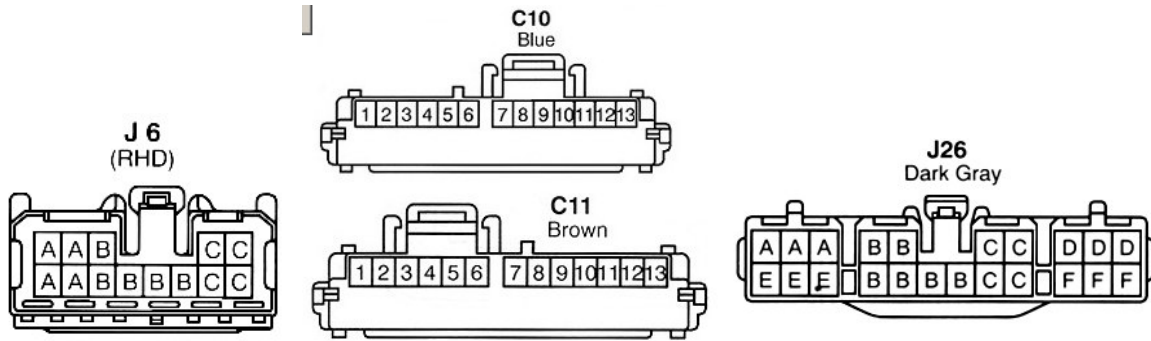
Electrical Wiring Diagram : TOYOTA Hilux Tiger (1KZ-TE)



Electrical Wiring Diagram : TOYOTA Hilux Tiger (1KZ-TE)

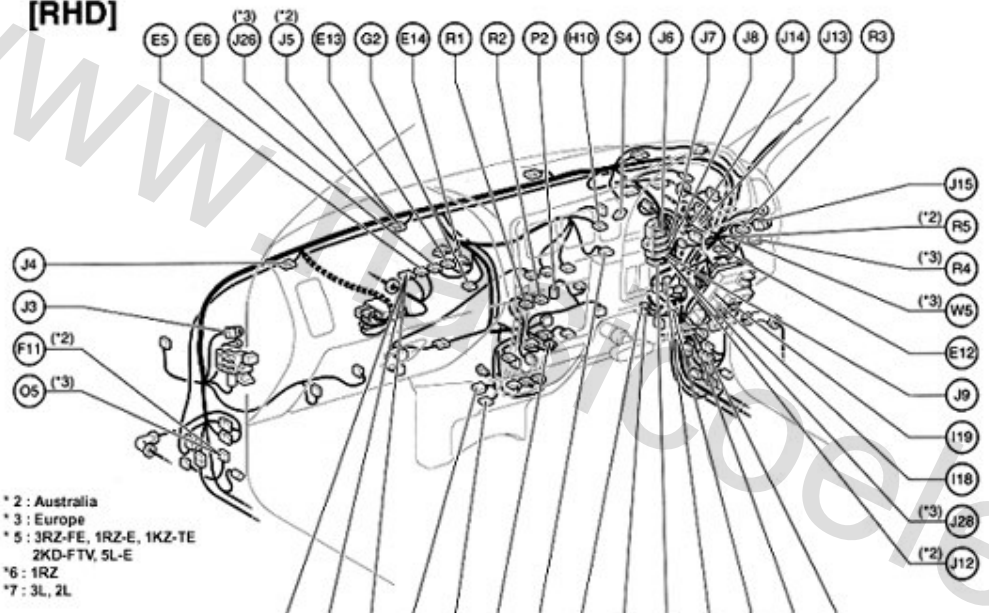


Electrical Wiring Diagram : TOYOTA Hilux Tiger (1KZ-TE)



Position of Parts in Instrument Panel

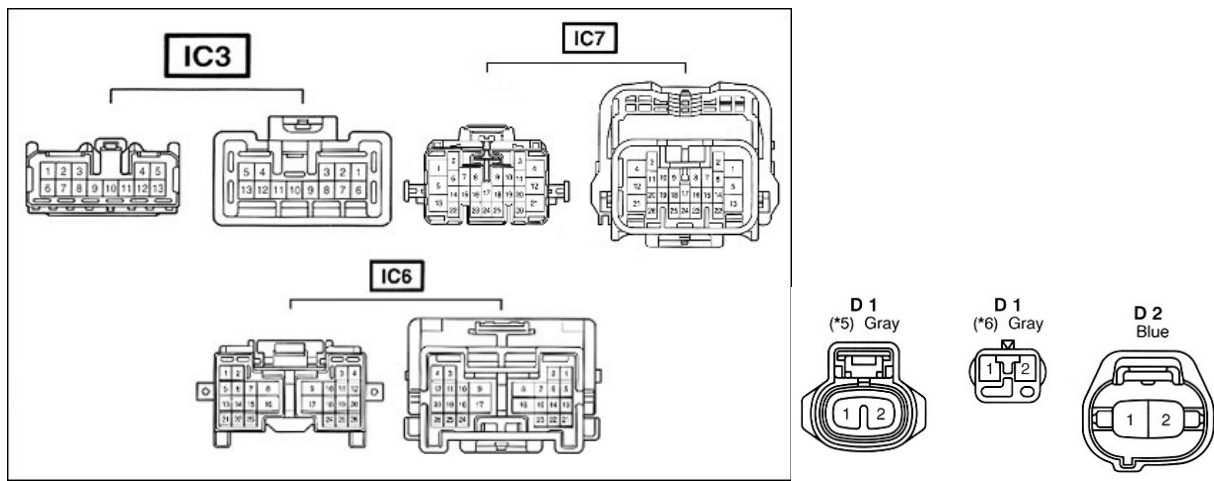
[RHD]



* 2 : Australia
 * 3 : Europe
 * 5 : 3RZ-FE, 1RZ-E, 1KZ-TE
 2KD-FTV, 5L-E
 * 6 : 1RZ
 * 7 : 3L, 2L

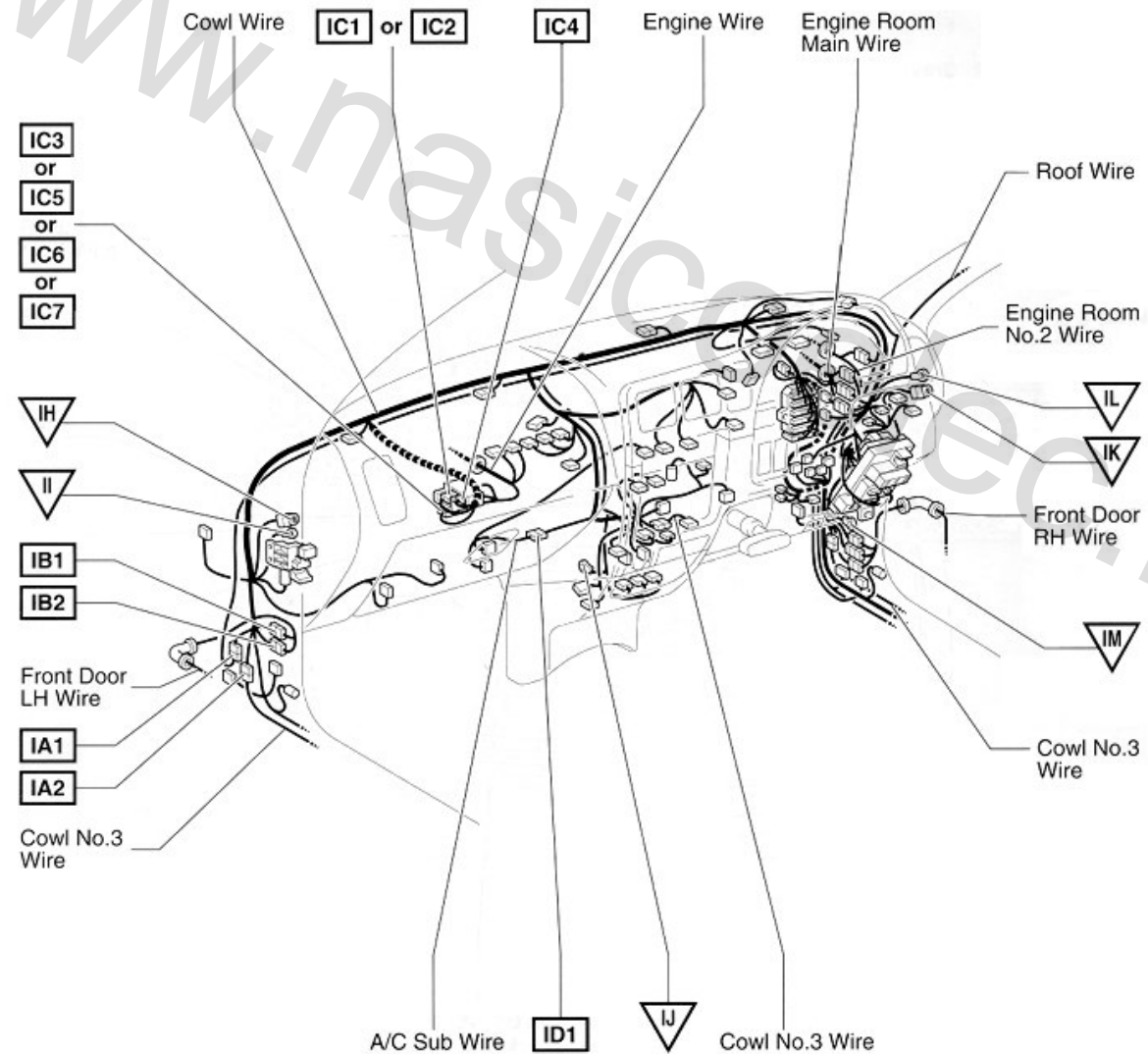
- | | | | |
|------|---|------|--|
| R 3 | Rear Fog light SW | E 3 | Emission Control ECU |
| J 26 | Junction Connector | E 4 | Engine and ECT ECU (A/T)
Engine ECU (M/T) |
| J 27 | Junction Connector | E 5 | Engine and ECT ECU (A/T)
Engine ECU (M/T) |
| J 28 | Junction Connector | E 6 | Engine and ECT ECU (A/T)
Engine ECU (M/T) |
| O 2 | A/T Shift Lever Illumination
O/D Main SW | E 12 | EDU Relay |
| O 5 | Oil Monitor ECU | E 13 | Engine and ECT ECU (A/T)
Engine ECU (M/T) |
| P 2 | Parking Brake SW | E 14 | Engine and ECT ECU (A/T)
Engine ECU (M/T) |
| P 3 | Pre-Heating Timer | F 11 | 4WD Control ECU |
| R 1 | Radio and Player | G 2 | Glove Box Light |
| R 2 | Radio and Player | H 10 | Hazard SW |
| R 4 | Rear Window Defogger SW | I 16 | Ignition Key Cylinder Light |
| R 5 | Rheostat | I 17 | Ignition SW |
| S 4 | Stop Light SW | I 18 | Integration Relay |
| T 4 | 2-4 select SW | I 19 | Integration Relay |
| T 7 | Transponder Key Amplifier | J 3 | Junction Connector |
| T 8 | Transponder Key Computer | J 4 | Junction Connector |
| U 1 | Unlock Warning SW | J 5 | Junction Connector |
| W 5 | Warm Up SW | J 6 | Junction Connector |
| | | J 7 | Junction Connector |
| | | J 8 | Junction Connector |
| | | J 9 | Junction Connector |
| | | J 12 | Junction Connector |
| | | J 13 | Junction Connector |
| | | J 14 | Junction Connector |
| | | J 15 | Junction Connector |
| | | J 16 | Junction Connector |
| | | J 17 | Junction Connector |

Electrical Wiring Diagram : TOYOTA Hilux Tiger (1KZ-TE)

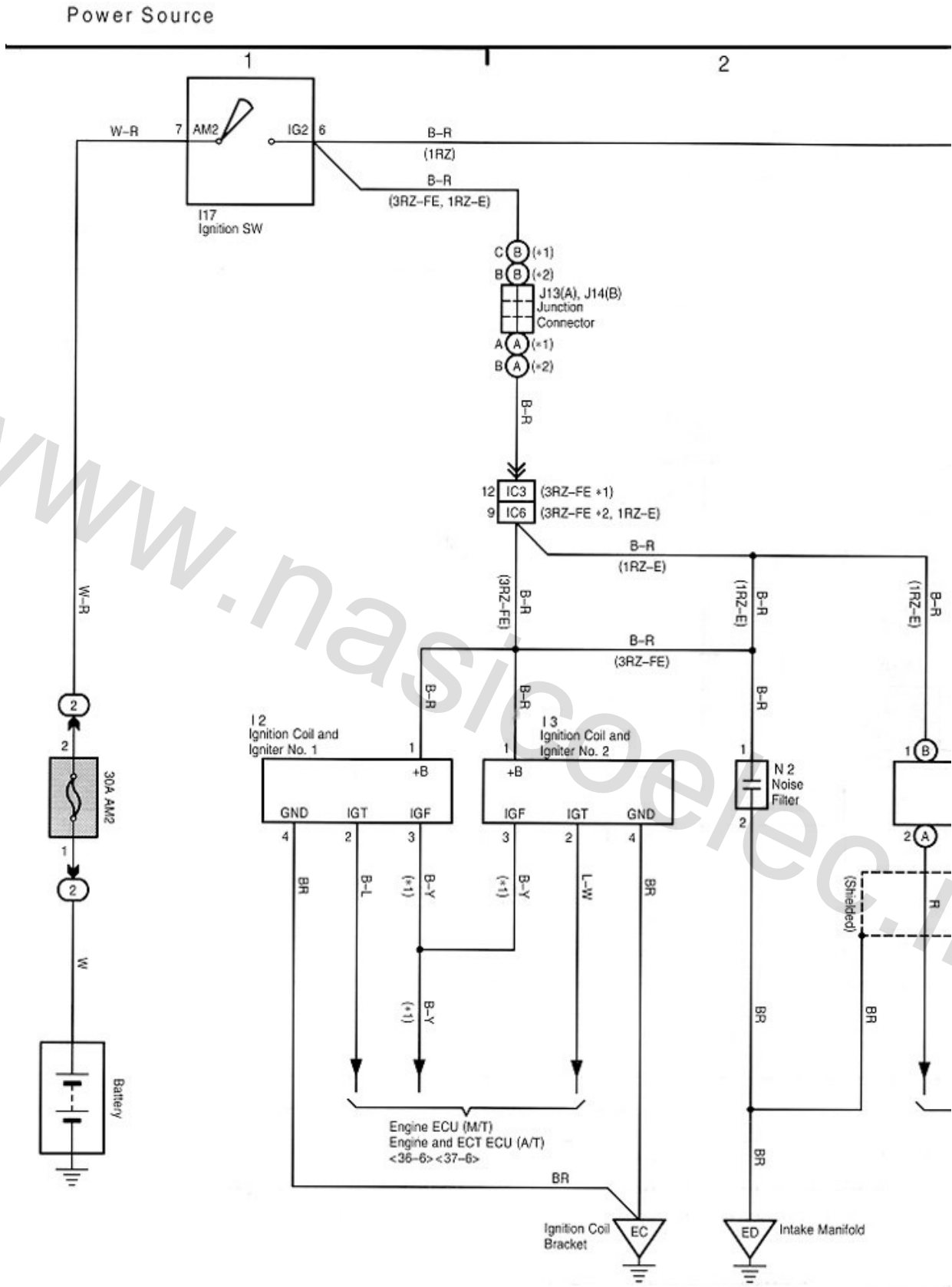


□ : Location of Connector Joining Wire Harness and Wire Harness
 ▽ : Location of Ground Points

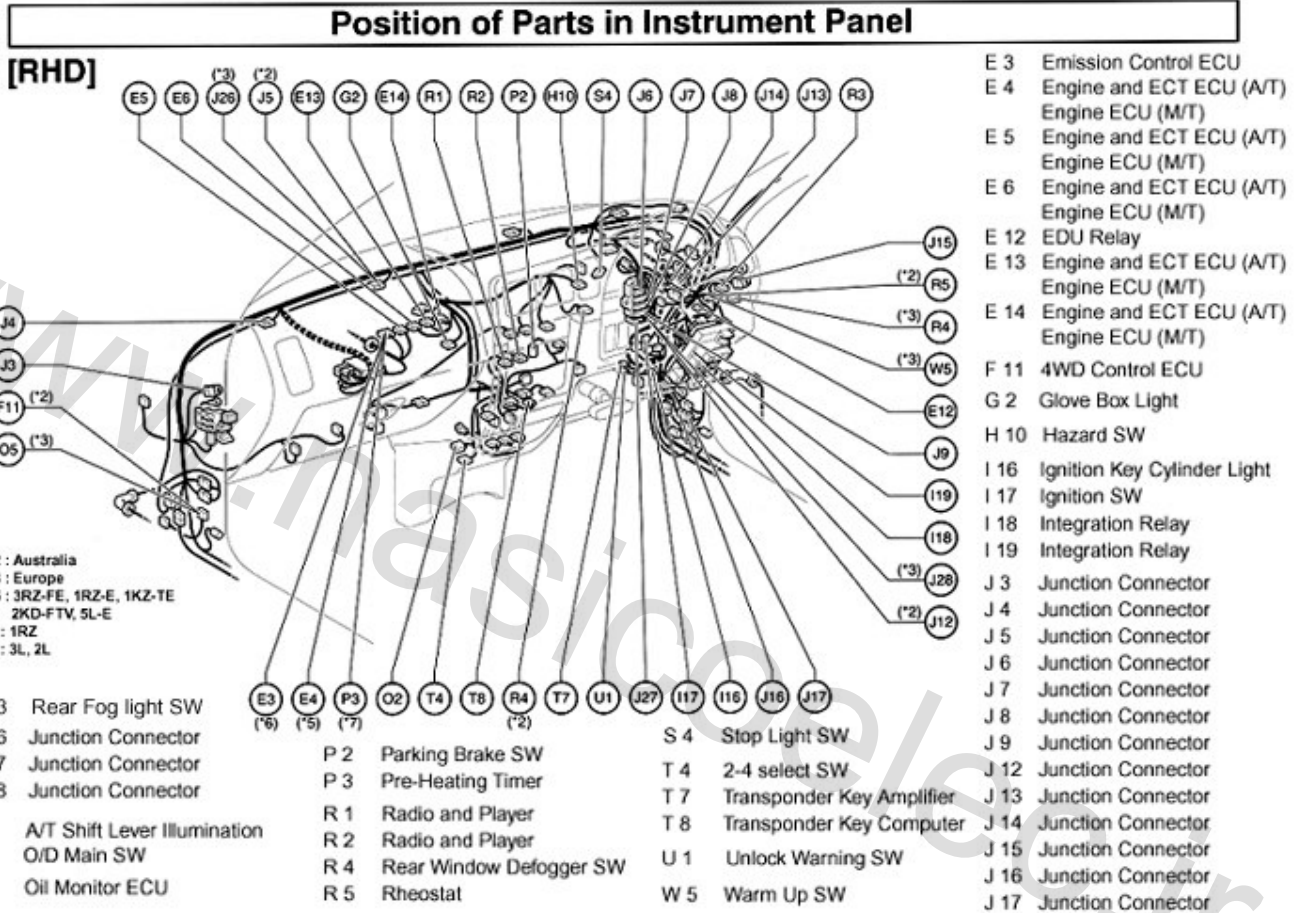
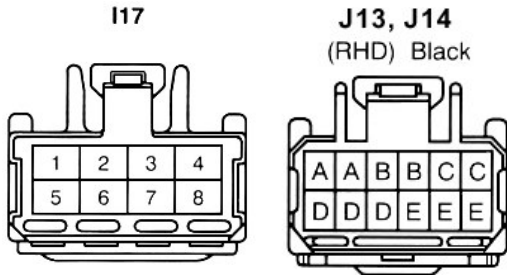
[RHD]



Electrical Wiring Diagram : TOYOTA Hilux Tiger (1KZ-TE)



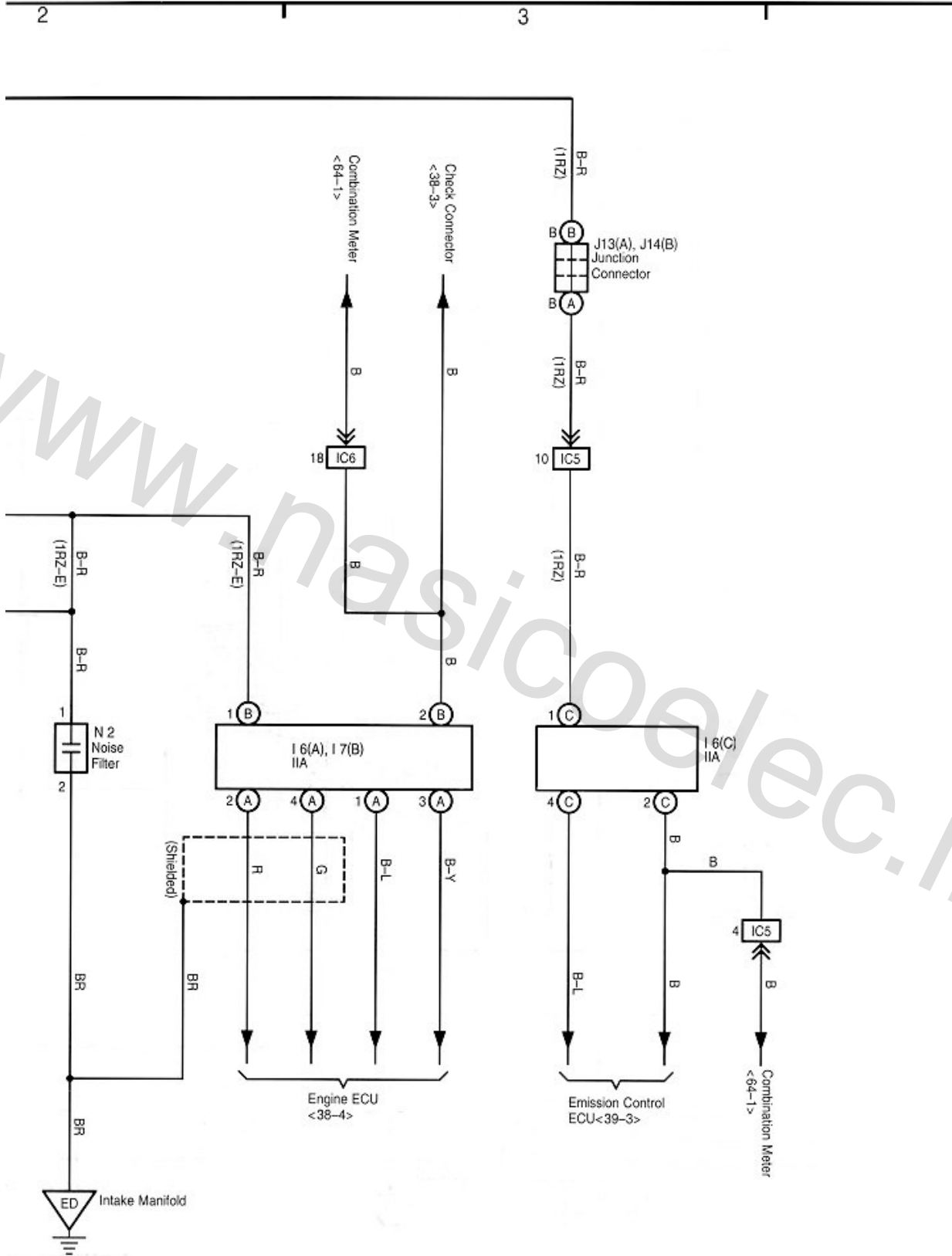
Electrical Wiring Diagram : TOYOTA Hilux Tiger (1KZ-TE)



Electrical Wiring Diagram : TOYOTA Hilux Tiger (1KZ-TE)

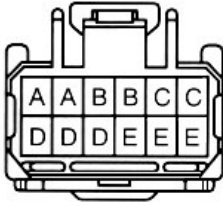
Ignition

* 1 : Australia
* 2 : General



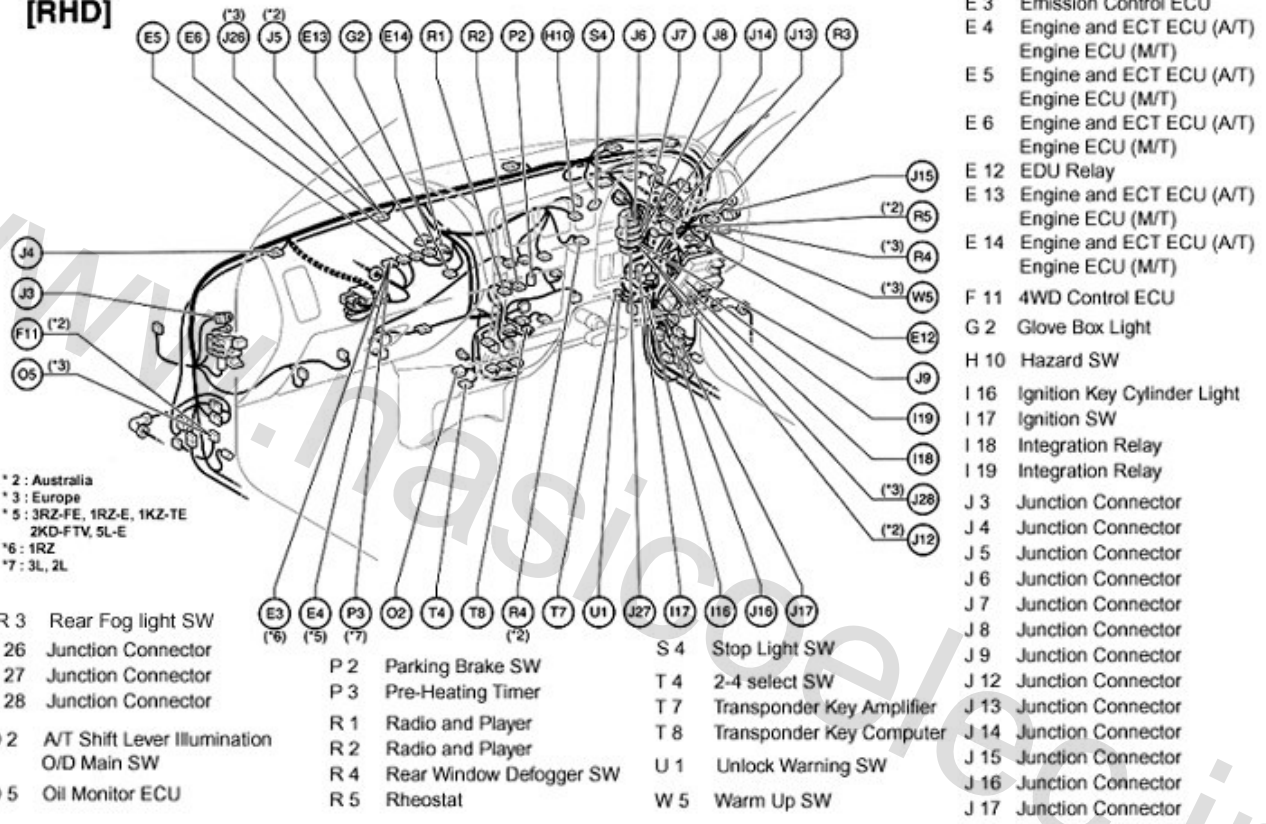
Electrical Wiring Diagram : TOYOTA Hilux Tiger (1KZ-TE)

J13, J14
(RHD) Black



Position of Parts in Instrument Panel

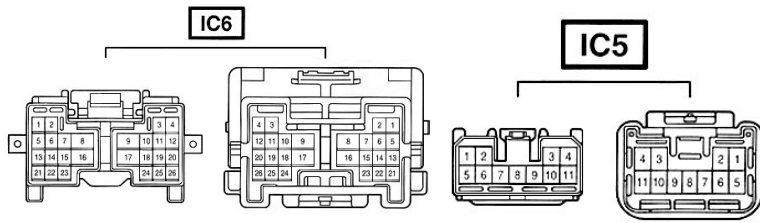
[RHD]



* 2 : Australia
 * 3 : Europe
 * 5 : 3RZ-FE, 1RZ-E, 1KZ-TE
 2KD-FTV, 5L-E
 * 6 : 1RZ
 * 7 : 3L, 2L

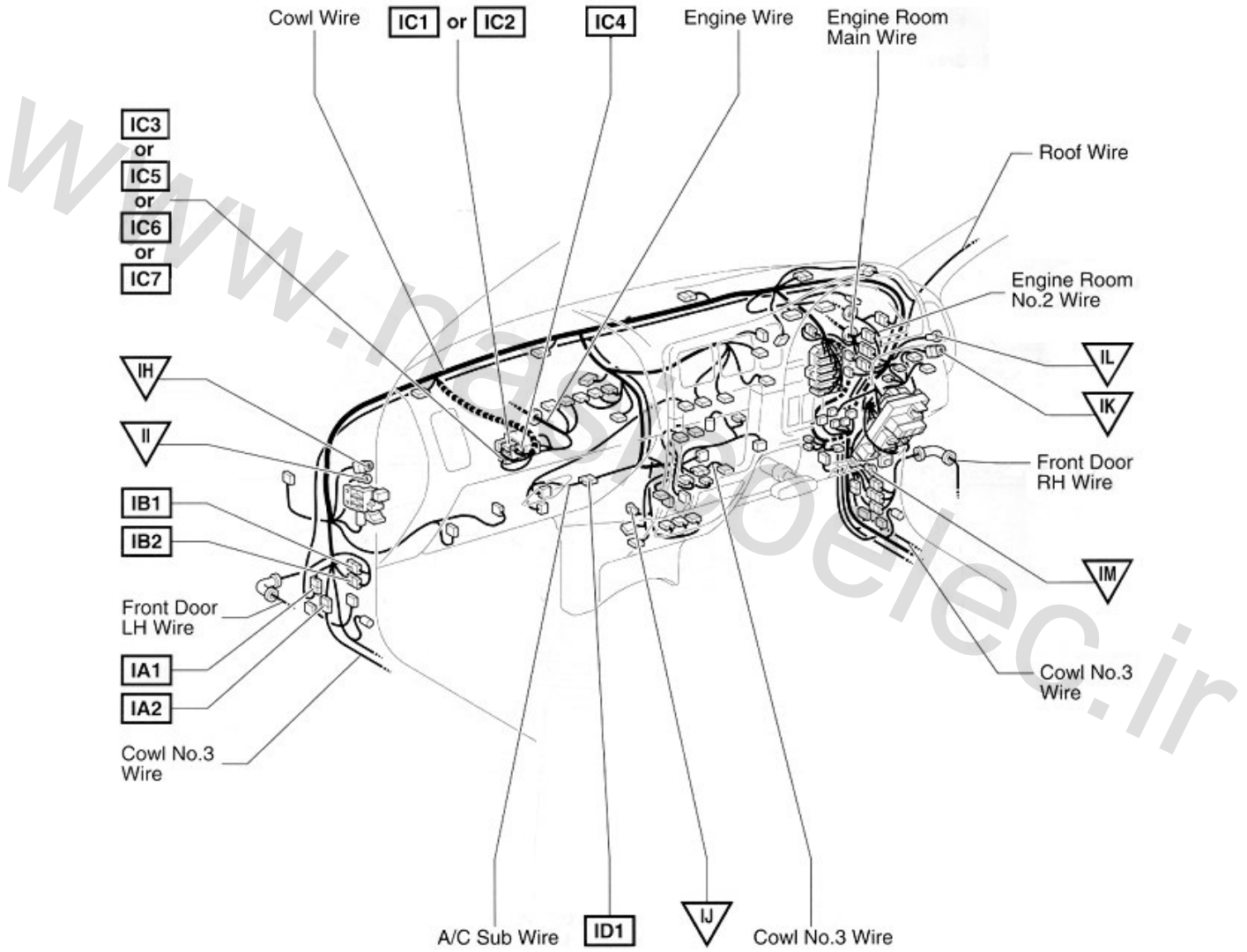
- | | | | |
|------|---|------|--|
| R 3 | Rear Fog light SW | E 3 | Emission Control ECU |
| J 26 | Junction Connector | E 4 | Engine and ECT ECU (A/T)
Engine ECU (M/T) |
| J 27 | Junction Connector | E 5 | Engine and ECT ECU (A/T)
Engine ECU (M/T) |
| J 28 | Junction Connector | E 6 | Engine and ECT ECU (A/T)
Engine ECU (M/T) |
| O 2 | A/T Shift Lever Illumination
O/D Main SW | E 12 | EDU Relay |
| O 5 | Oil Monitor ECU | E 13 | Engine and ECT ECU (A/T)
Engine ECU (M/T) |
| P 2 | Parking Brake SW | E 14 | Engine and ECT ECU (A/T)
Engine ECU (M/T) |
| P 3 | Pre-Heating Timer | F 11 | 4WD Control ECU |
| R 1 | Radio and Player | G 2 | Glove Box Light |
| R 2 | Radio and Player | H 10 | Hazard SW |
| R 4 | Rear Window Defogger SW | I 16 | Ignition Key Cylinder Light |
| R 5 | Rheostat | I 17 | Ignition SW |
| S 4 | Stop Light SW | I 18 | Integration Relay |
| T 4 | 2-4 select SW | I 19 | Integration Relay |
| T 7 | Transponder Key Amplifier | J 3 | Junction Connector |
| T 8 | Transponder Key Computer | J 4 | Junction Connector |
| U 1 | Unlock Warning SW | J 5 | Junction Connector |
| W 5 | Warm Up SW | J 6 | Junction Connector |
| | | J 7 | Junction Connector |
| | | J 8 | Junction Connector |
| | | J 9 | Junction Connector |
| | | J 12 | Junction Connector |
| | | J 13 | Junction Connector |
| | | J 14 | Junction Connector |
| | | J 15 | Junction Connector |
| | | J 16 | Junction Connector |
| | | J 17 | Junction Connector |

Electrical Wiring Diagram : TOYOTA Hilux Tiger (1KZ-TE)



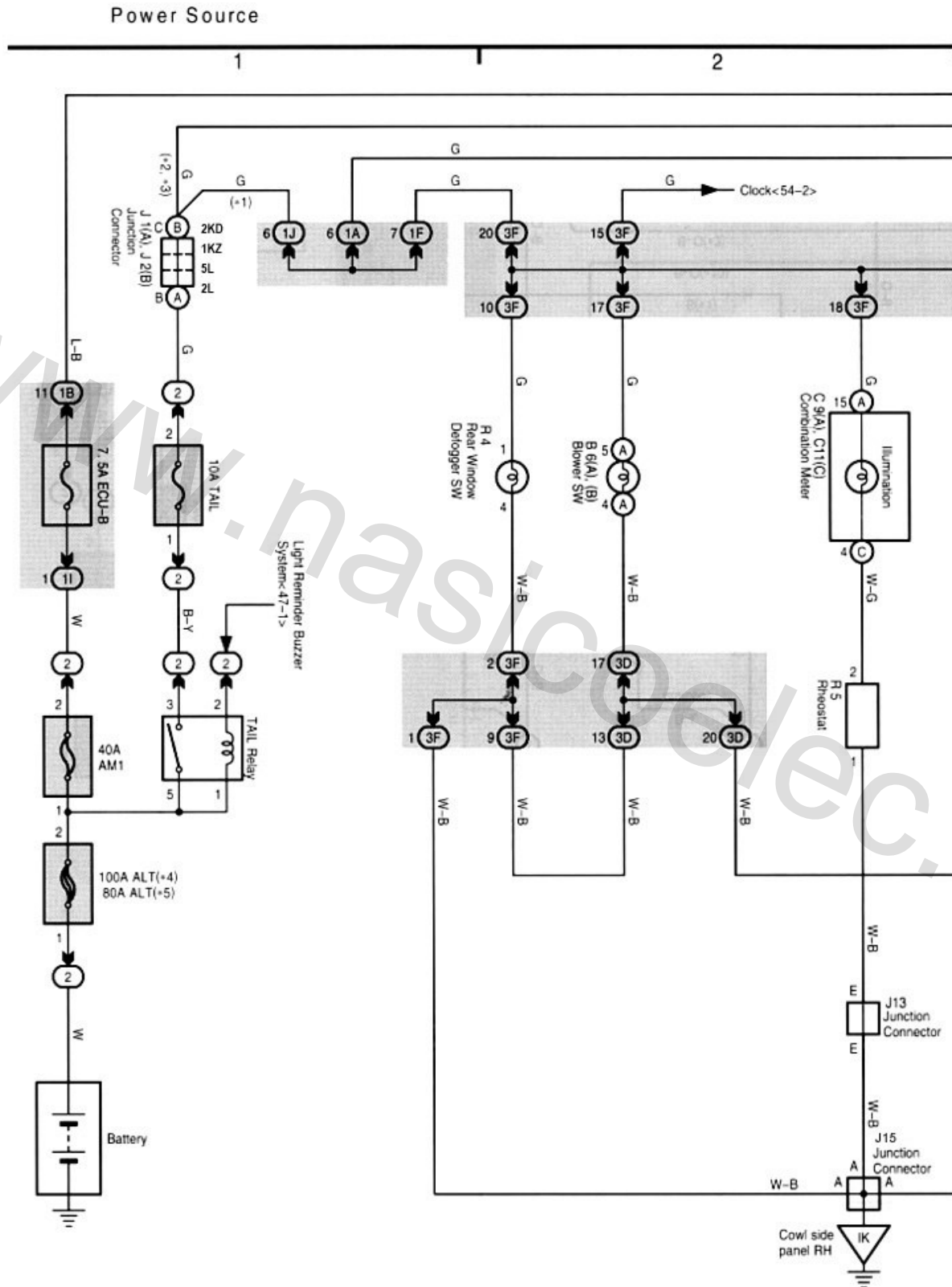
 : Location of Connector Joining Wire Harness and Wire Harness
▽ : Location of Ground Points

[RHD]

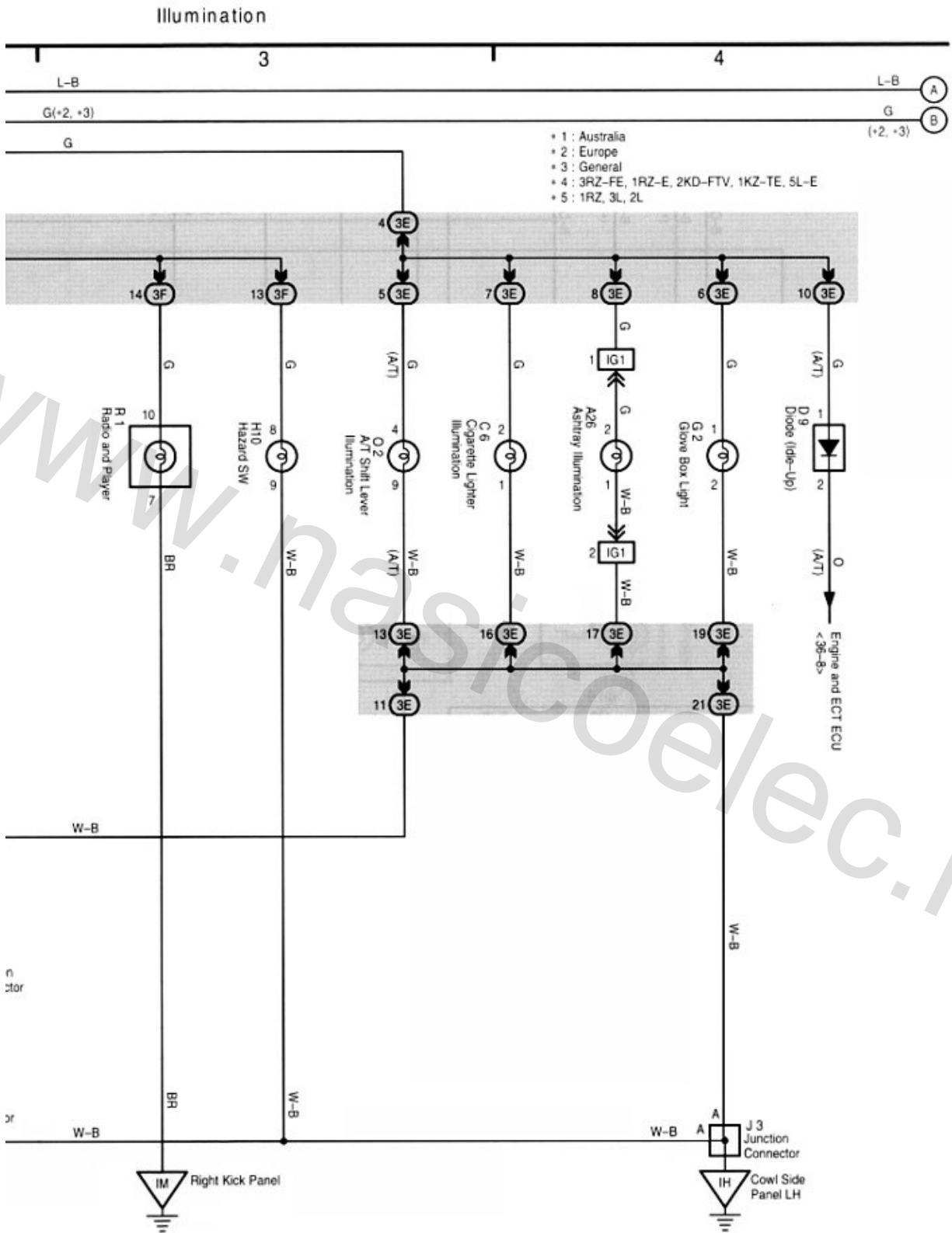


Electrical Wiring Diagram : TOYOTA Hilux Tiger (1KZ-TE)

Illumination

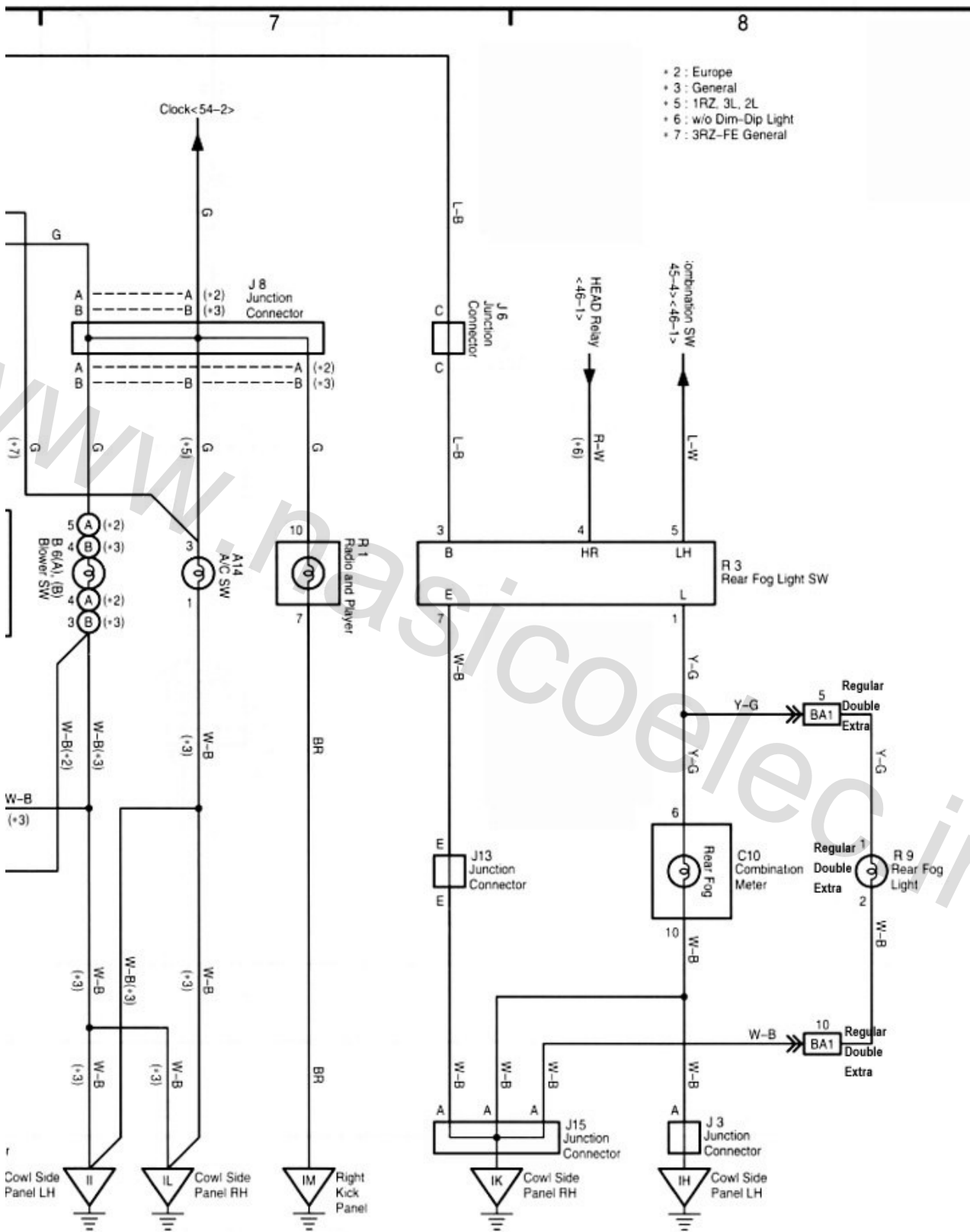


Electrical Wiring Diagram : TOYOTA Hilux Tiger (1KZ-TE)



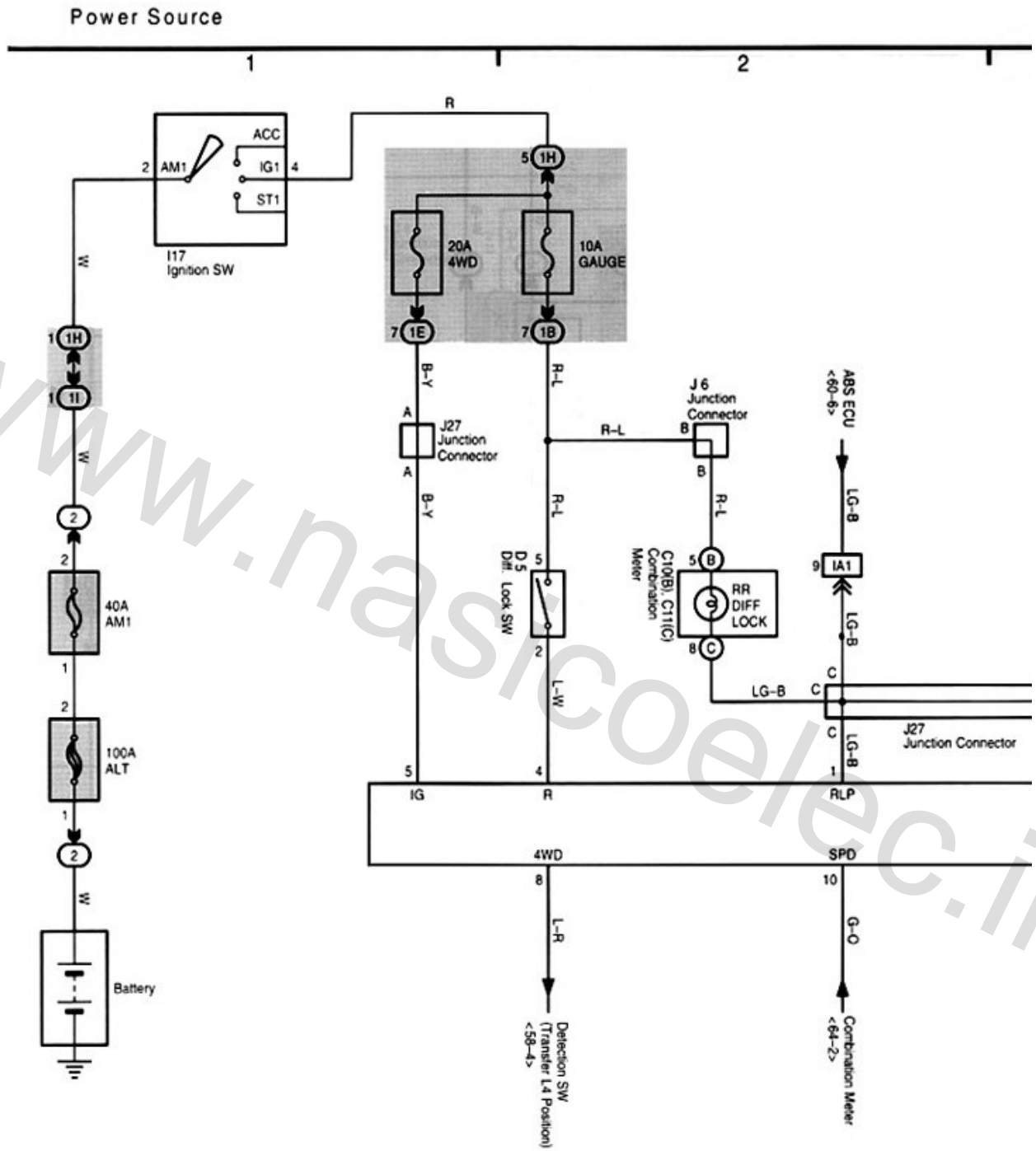
Electrical Wiring Diagram : TOYOTA Hilux Tiger (1KZ-TE)

Rear Fog Light



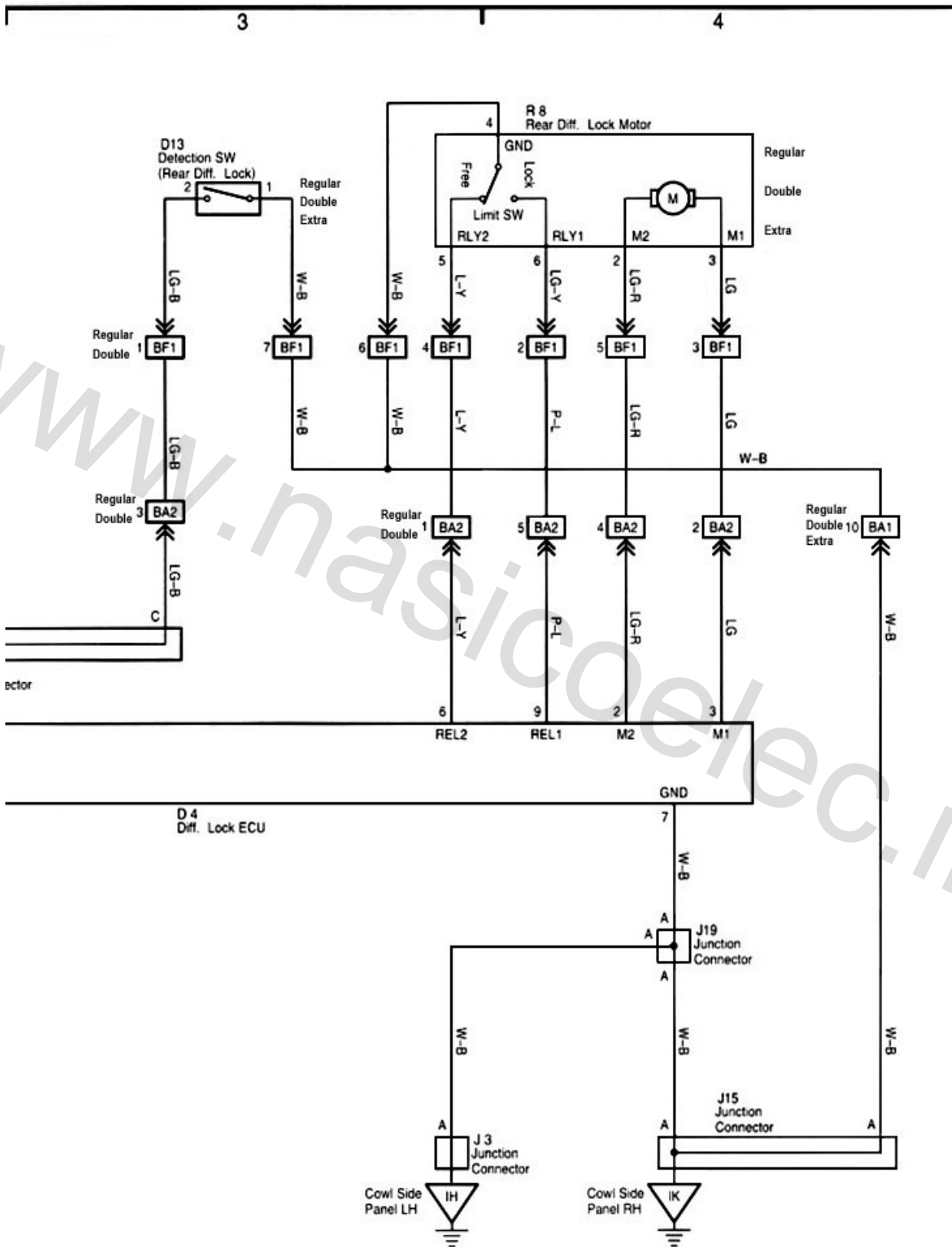
Electrical Wiring Diagram : TOYOTA Hilux Tiger (1KZ-TE)

Diff lock



Electrical Wiring Diagram : TOYOTA Hilux Tiger (1KZ-TE)

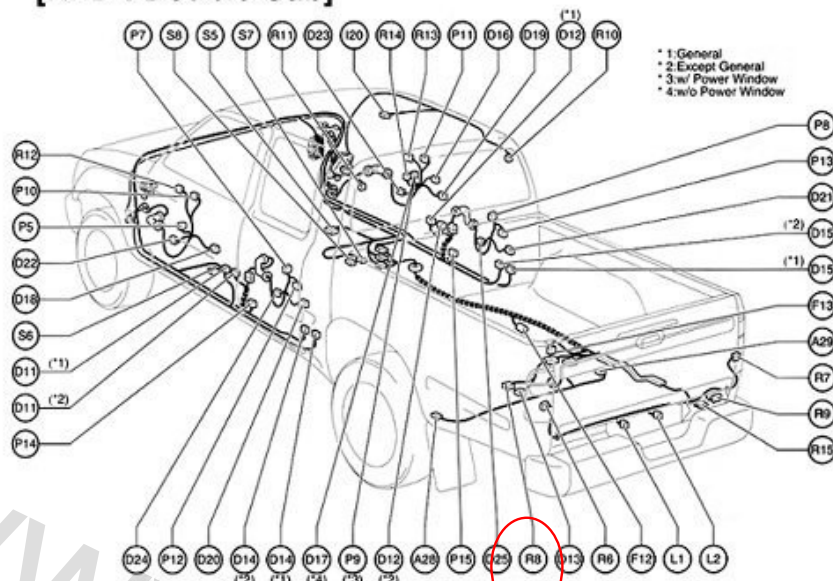
Rear Differential Lock



Electrical Wiring Diagram : TOYOTA Hilux Tiger (1KZ-TE)

Position of Parts in Body

[RHD : Double Cab]



* 1: General
 * 2: Except General
 * 3: w/ Power Window
 * 4: w/o Power Window

- P 14 Pretensioner LH
- P 15 Pretensioner RH
- R 6 Rear Combination Light LH
- R 7 Rear Combination Light RH
- R 8 Rear Diff. Lock Motor
- R 9 Rear Fog Light
- R 10 Rear Window Defogger
- R 11 Rear Window Defogger

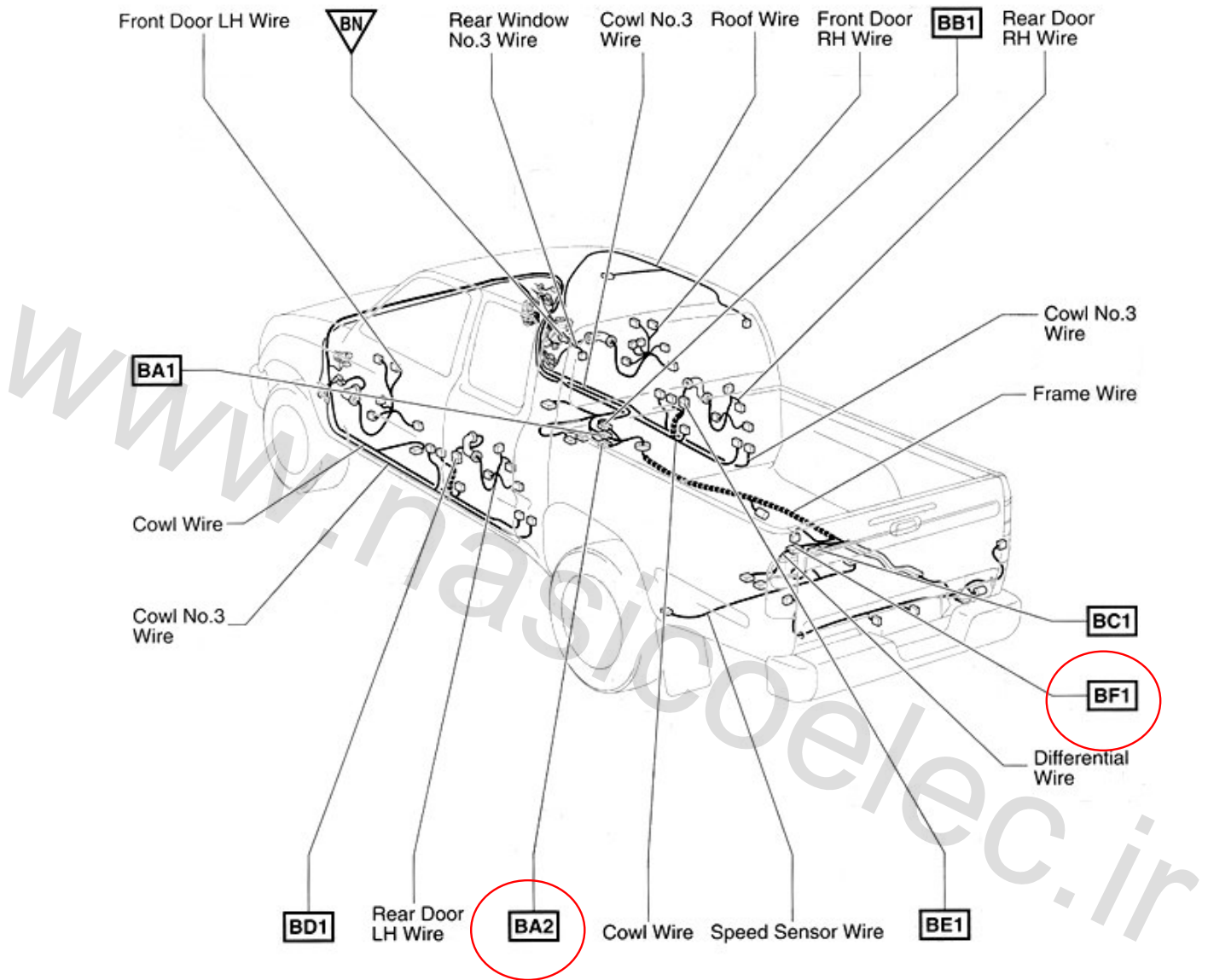
- R 12 Remote Control Mirror LH
- R 13 Remote Control Mirror RH
- R 14 Remote Control Mirror SW
- R 15 Reverse Warning Buzzer
- S 5 Seat Heater (Driver's Seat)
- S 6 Seat Heater (Front Passenger's Seat)
- S 7 Seat Heater SW (Driver's Seat)
- S 8 Seat Heater SW (Front Passenger's Seat)

- A 28 ABS Speed Sensor Rear LH
- A 29 ABS Speed Sensor Rear RH
- D 11 Door Courtesy SW Front LH
- D 12 Door Courtesy SW Front RH
- D 13 Detection SW (Rear Diff. Lock)
- D 14 Door Courtesy SW Rear LH
- D 15 Door Courtesy SW Rear RH
- D 16 Door Key Lock Control and Unlock SW
- D 17 Door Lock Control SW
- D 18 Door Lock Motor Front LH
- D 19 Door Lock Motor Front RH
- D 20 Door Lock Motor Rear LH
- D 21 Door Lock Motor Rear RH
- D 22 Door Speaker Front LH
- D 23 Door Speaker Front RH
- D 24 Door Speaker Rear LH
- D 25 Door Speaker Rear RH
- F 12 Fuel Pump
- F 13 Fuel Sender
- I 20 Interior Light
- L 1 License Plate Light LH
- L 2 License Plate Light RH
- P 5 Power Window Control SW Front LH
- P 7 Power Window Control SW Rear LH
- P 8 Power Window Control SW Rear RH
- P 9 Power Window Master SW
- P 10 Power Window Motor Front LH
- P 11 Power Window Motor Front RH
- P 12 Power Window Motor Rear LH
- P 13 Power Window Motor Rear RH

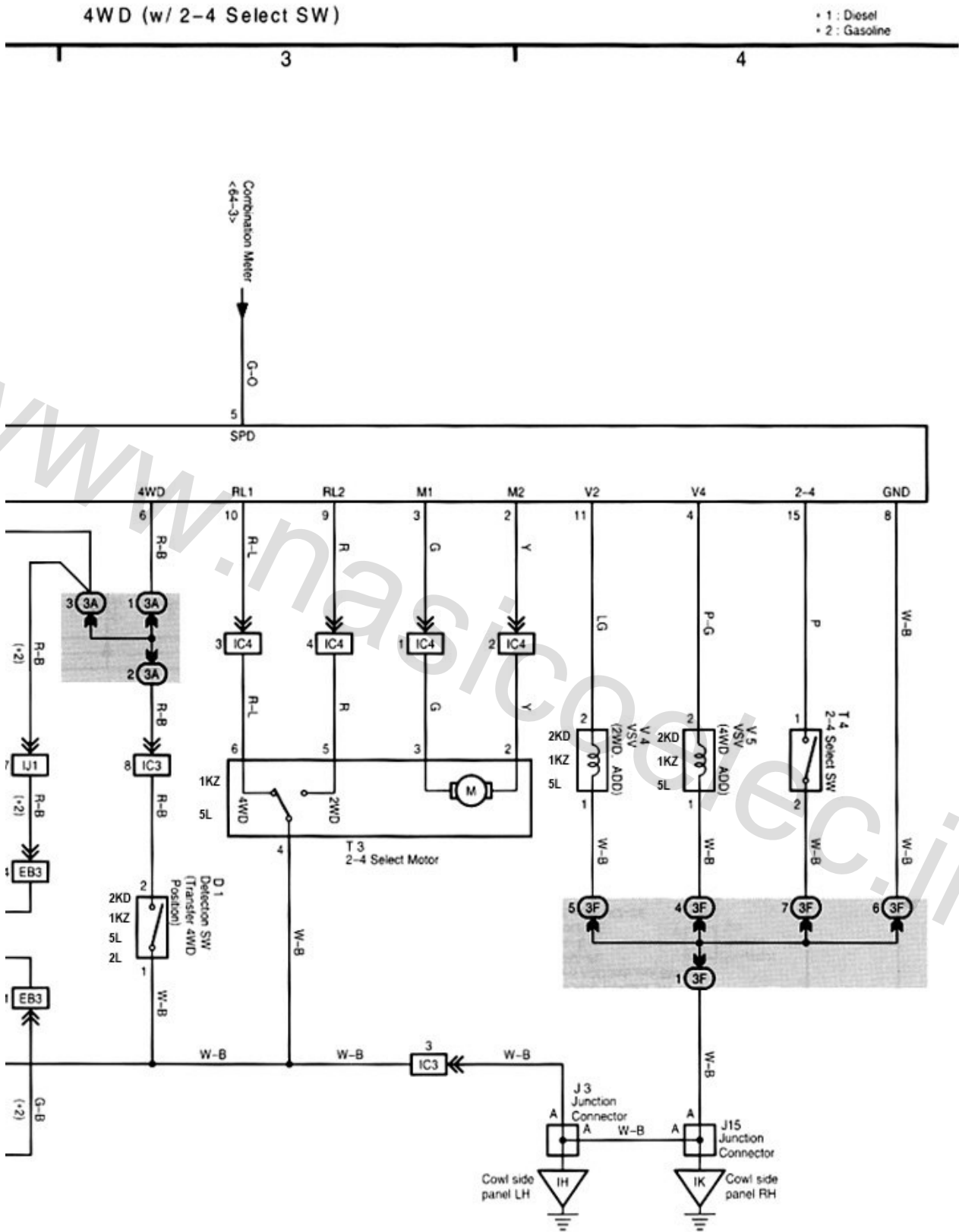
www.nasicoelec.ir

Electrical Wiring Diagram : TOYOTA Hilux Tiger (1KZ-TE)

□ : Location of Connector Joining Wire Harness and Wire Harness
▽ : Location of Ground Points
[RHD : Double Cab]



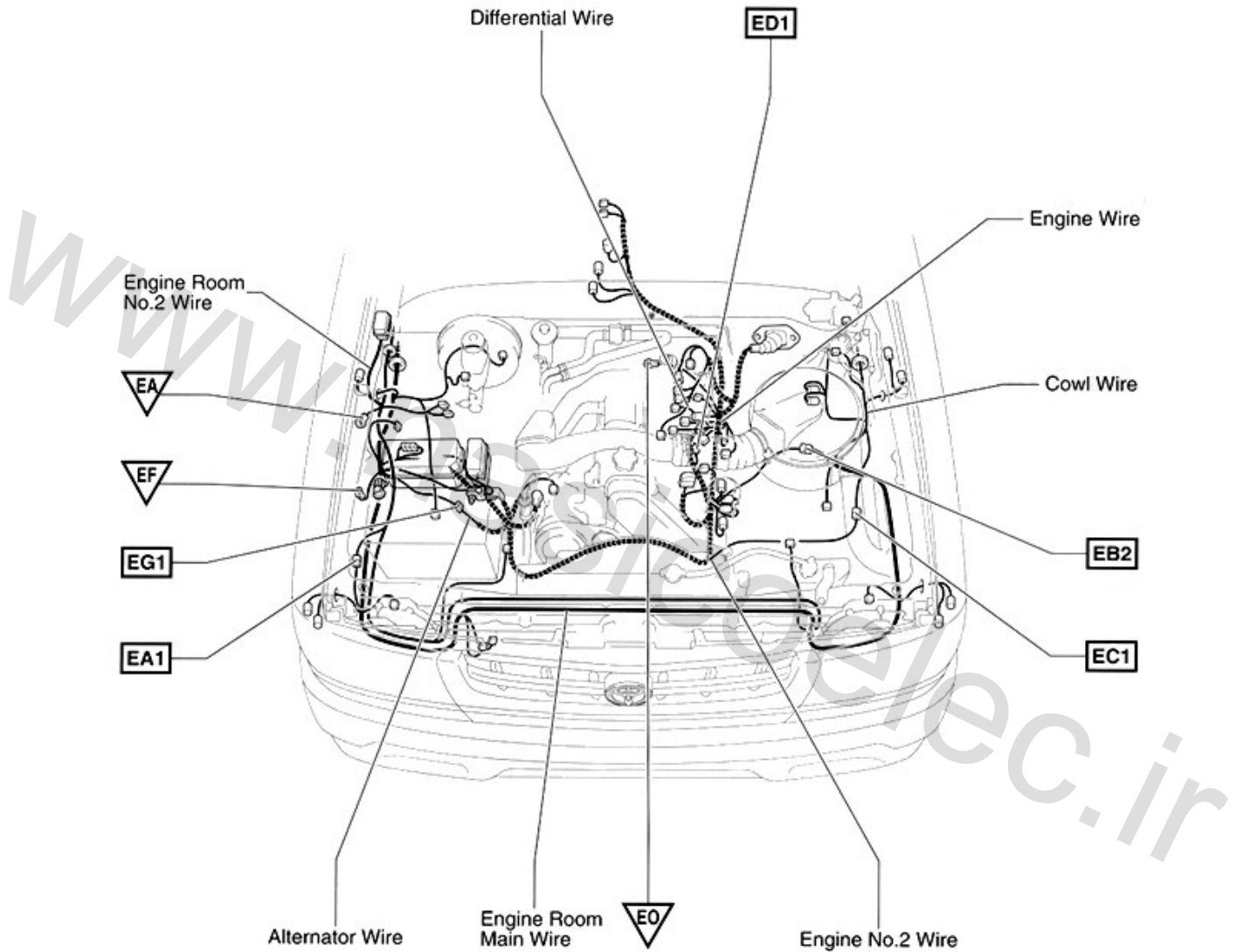
Electrical Wiring Diagram : TOYOTA Hilux Tiger (1KZ-TE)



Electrical Wiring Diagram : TOYOTA Hilux Tiger (1KZ-TE)

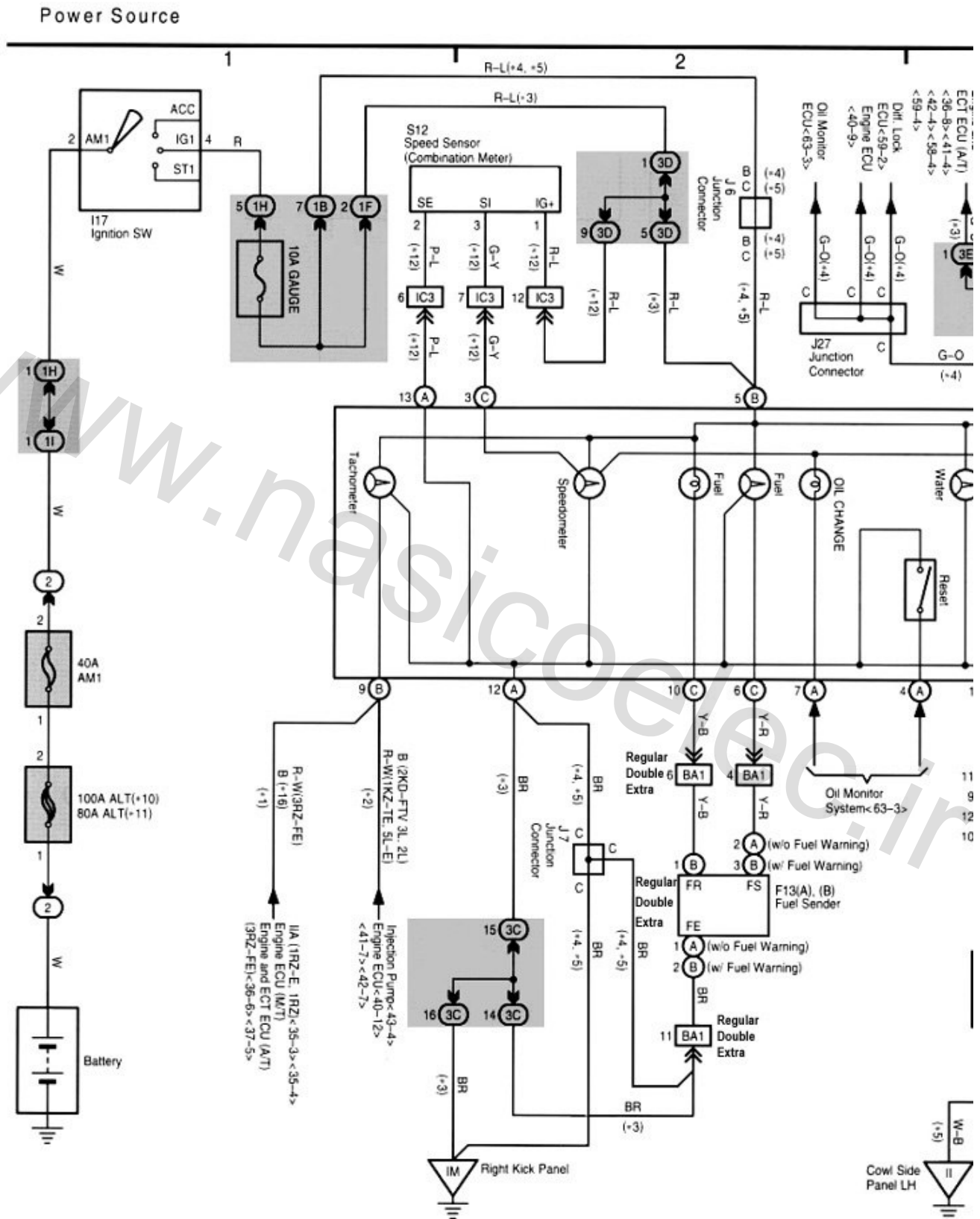
□ : Location of Connector Joining Wire Harness and Wire Harness
▽ : Location of Ground Points

[RHD : 1KZ-TE]

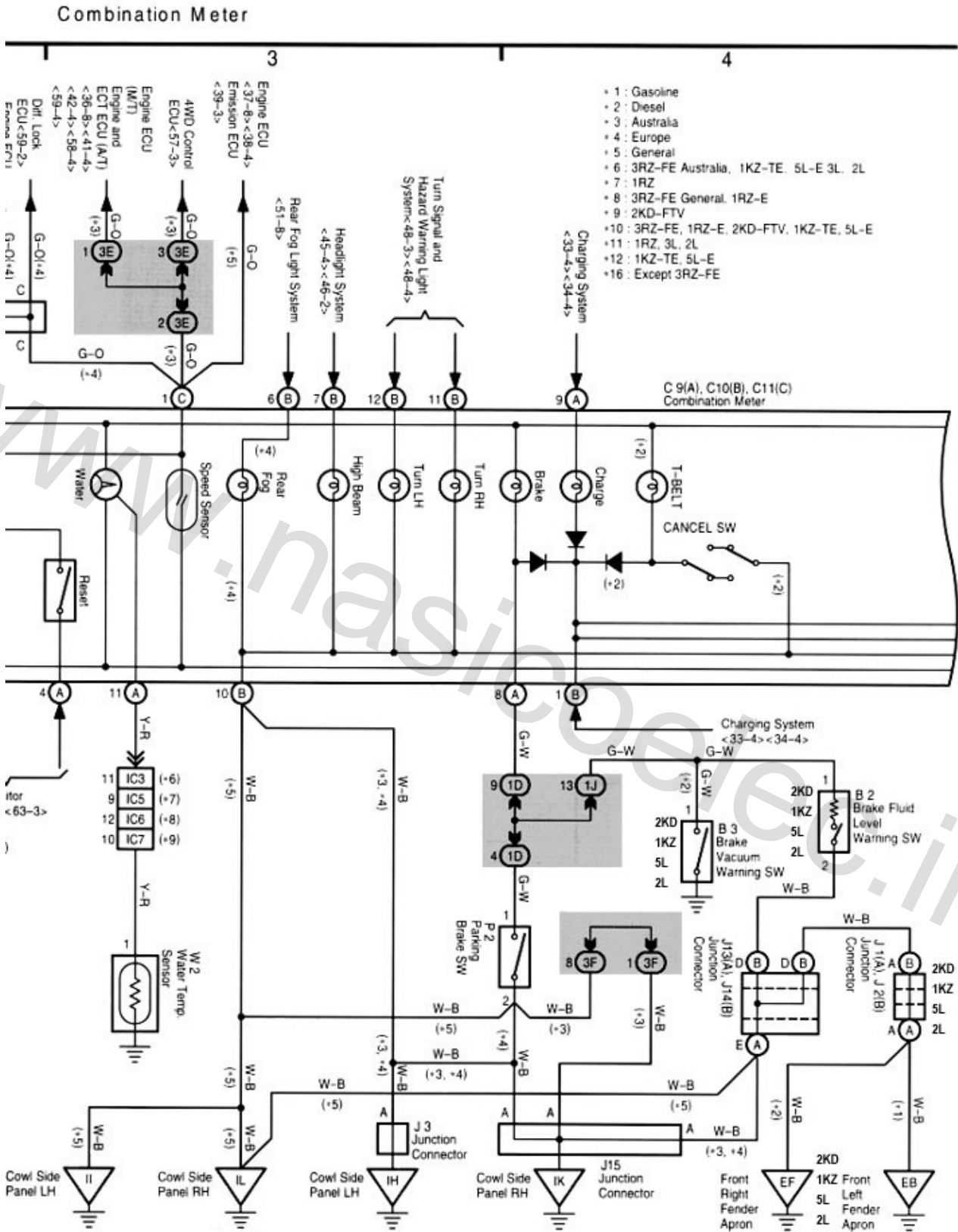


Electrical Wiring Diagram : TOYOTA Hilux Tiger (1KZ-TE)

Combination Meter

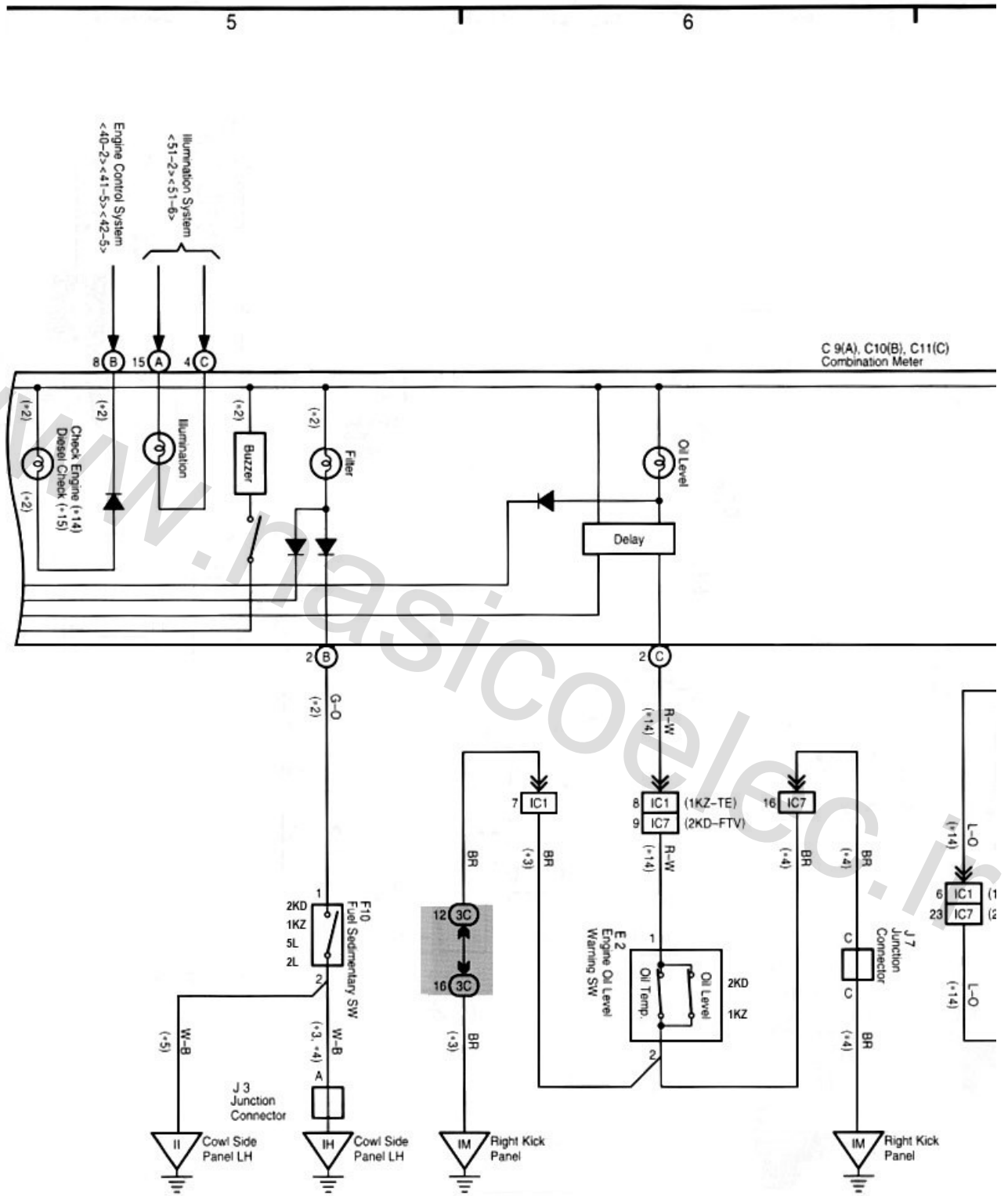


Electrical Wiring Diagram : TOYOTA Hilux Tiger (1KZ-TE)



Electrical Wiring Diagram : TOYOTA Hilux Tiger (1KZ-TE)

Combination Meter



Electrical Wiring Diagram : TOYOTA Hilux Tiger (1KZ-TE)

